

## 2022, HİTİT BİLGİSAYAR HİZMETLERİ A.Ş. GHG Protocol Greenhouse Gas Inventory Report

This report provides essential information and guidance to support the verification of greenhouse gas inventories. It is compliant with the GHG Protocol standard and is customized by facility, timeframe, scope and subcategories selected.

### AUDIT READY REPORT

Reported by	Hülya Yıldırım
Standard	GHG Protocol
Scope	Custom
Facility	The Netherlands Office, Hitit Ankara Office, Pakistan Office, Hitit Headquarter, Hitit Turkey Office, Hitit SAAS
Period	2022-01-01 - 2022-12-31
Creation Date	2026-05-07 08:44 (UTC)
Description	

#### About Carbondeck:

Carbondeck is dedicated to helping businesses achieve their sustainability goals through accurate and insightful carbon emission tracking and analysis. Visit our website [www.carbondeck.io](http://www.carbondeck.io) to learn more about our services and solutions.

## Table of Contents

<b>1. Introduction &amp; Scope</b> .....	1
1.1 Introduction .....	1
1.2 Scope .....	1
<b>2. Company Information</b> .....	1
2.1 About The Company .....	1
2.2 Other Company Information .....	1
<b>3. Roles and Responsibilities</b> .....	2
<b>4. Organizational and Operational Boundaries</b> .....	2
4.1 Organizational Boundaries .....	2
4.2 Operational Boundaries .....	3
<b>5. Greenhouse Gas Calculation Methodology</b> .....	4
<b>6. Summary of Results</b> .....	6
<b>7. Calculation Table</b> .....	7
<b>8. Properties of Fuel</b> .....	43
<b>9. Uncertainty Table</b> .....	44
<b>10. Emission Factors Table</b> .....	47
<b>11. ANNEX-1: Emission Calculation and Uncertainty Assessment Methodology</b> .....	50
<b>12. References</b> .....	55



## 1. INTRODUCTION & SCOPE

### 1.1 INTRODUCTION

This Greenhouse Gas (GHG) Inventory Report has been prepared in accordance with the **Greenhouse Gas Protocol Corporate Accounting and Reporting Standard (Revised Edition)**. Developed by the World Resources Institute (WRI) and the World Business Council for Sustainable Development (WBCSD), this standard provides a comprehensive framework for quantifying and reporting greenhouse gas emissions at the corporate level. The purpose of this report is to present a detailed and transparent account of our organization's GHG emissions, adhering to the methodologies and guidelines established by the GHG Protocol. This report serves as a tool for internal management and external stakeholders to evaluate our GHG performance and monitor progress towards our emissions reduction objectives.

### 1.2 SCOPE

This report covers the GHG emissions and removals for **HİTİT BİLGİSAYAR HİZMETLERİ A.Ş.** for the period from **2022-01-01** to **2022-12-31**. The report includes organizational boundaries, operational boundaries (Scope 1, Scope 2 and Scope 3 emissions), base year selection, and geographic coverage.



## 2. COMPANY INFORMATION

### 2.1 ABOUT THE COMPANY

### 2.2 OTHER COMPANY INFORMATION




Address	Reşitpaşa Mah. Katar Cad. No:4/1 Arı Teknokent 2 İç Kapı No:601 34469
City	Istanbul
Country	Turkiye
Industry	Services
Turnover	18,796,383 USD
Employee Count	374



### 3. ROLES AND RESPONSIBILITIES

This section includes overall and specific responsibilities for preparing and producing the report.

**Table: Team Members Facilities and Their Roles**

Team Member	Facility	Responsibility
 Şevval Kurtuluş	All Facilities	Project Manager
 Türkan Kartal	All Facilities	Project Manager
 Hülya Yıldırım	All Facilities	Project Manager
 Sevgi Karaman	All Facilities	Project Manager

**Platform Manager → GHG Officer(s) (GHGO)/ GHG Manager (GHGM):**

Responsibilities include coordinating the management system of the GHG emissions inventory and overseeing other officers and monitoring appropriate actions. Also, responsible for coordinating the verification and audit process.

**Project Manager → Data Collection Officer (DCO)/ Data Collection Manager (DCM):**

Responsibilities include, managing, and recording all data used to estimate the greenhouse gas emissions inventory ensuring that all data reported is complete and complies with the specified data collection standards and quality assurance procedures; and confirming that all data collection standards and quality assurance procedures; and confirming that all data collection procedures in this document comply with the relevant standards.

**Product Specialist → Compliance Officer (CO)/ Data Collection Officer (DCO):**

Responsibilities include ensuring that the emissions inventory model complies with the methodologies described in this document.



### 4. ORGANIZATIONAL AND OPERATIONAL BOUNDARIES

#### 4.1 ORGANIZATIONAL BOUNDARIES

### Organizational Boundaries - Consolidation

The organizational boundaries of this report have been established based on the operational control approach, ensuring that all relevant GHG emission sources within the operational control of HİTİT BİLGİSAYAR HİZMETLERİ A.Ş. are included.

### Facilities and Address Information

Facility name	Type	Country	City	Address
The Netherlands Office	Office	Netherlands	SchipolRijk	Amsterdam Schiphol Airport The Base B Building, Evert van de Beekstraat 1 1118CL Schiphol, The Netherlands
Hitit Ankara Office	Office	Turkiye	Polatli	Kızılırmak Mh. Dumlupınar Bulvarı 9/ A No:292 Çankaya/ ANKARA
Pakistan Office	Office	Pakistan	Karachi	The Forum Khayaban-e-Jami Clifton,Karachi Pakistan
Hitit Headquarter	Headquarter	Turkiye	Istanbul	Reşitpaşa Mah. Katar Cad. No:4/1 Arı Teknokent 2 İç Kapı No:601 34469
Hitit Turkey Office	Office	Turkiye	Istanbul	Reşitpaşa, 34467 Sarıyer/İstanbul
Hitit SAAS	Office	Turkiye	Istanbul	Halaskargazi Mah. Halaskargazi Cad.No:38-66E İç Kapı No:215 ŞİŞLİ /İSTANBUL

### 4.2 OPERATIONAL BOUNDARIES

The inventory accounts for direct (Scope 1) GHG emissions, indirect (Scope 2) GHG emissions, selected Scope 3 emissions relevant to our operations. Specifically;

#### Scope 1

Direct emissions from sources owned or controlled by the organization, including but not limited to fuel combustion in company-owned vehicles and stationary sources, process emissions, and fugitive emissions.

#### Scope 2

Indirect emissions from the generation of purchased electricity, steam, heating, and cooling consumed by the organization.

#### Scope 3

Purchased Goods and Services, Capital Goods, Fuel and Energy Related Activities, Upstream Transportation and Distribution, Waste Generated in Operations, Business Travel, Employee Commuting, Downstream Transportation and Distribution and Use of Sold Products.



## 5. GREENHOUSE GAS CALCULATION METHODOLOGY

---

### Applied Standard

The inventory report is prepared in accordance with the Greenhouse Gas Protocol Corporate Accounting and Reporting Standard (Revised Edition), developed by the World Resources Institute (WRI) and the World Business Council for Sustainable Development (WBCSD). This standard provides a comprehensive framework for organizations to measure and report their greenhouse gas emissions and removals at the corporate level.

### Allocations

No data allocation has been made.

### Carbon Emission from Biomass Burning

None

### Procedure

Presented in the company's Greenhouse Gas Emission Determination and Evaluation Procedure.

#### 2.1 General Procedure

1. At the beginning of each reporting year, task distribution and job descriptions are made by the Platform Manager.
2. This document is recorded and implemented by the Product Manager.
3. The training needs of Product Managers and Product Specialists are checked by the Platform Manager and, if necessary, external GHG training is procured.
4. Training for first-time appointees is completed by Product Managers in the first month of the reporting year.
5. The procedures outlined in this document are followed precisely when preparing the Greenhouse Gas Inventory Report.
6. Greenhouse Gas Inventory reporting and calculation are performed by the Product Manager, who selects the appropriate ISO 14064-1 and GHG Protocol standards for the calculation.
7. Platform and Product Managers review, and update emission factors and other model parameters as needed for GHG Inventory reporting and calculation.
8. The data required for Greenhouse Gas Inventory reporting and calculation is collected by the Product Specialist. After the data is collected, it is used in greenhouse gas calculations.
9. All measurements belonging to the factory are checked regularly by the Product Specialist. The checks are updated by recording them in the measurement tracking table.
10. The emissions inventory is created by the Product Manager using the calculation procedures described in this document.
11. Results are documented and all relevant information is recorded.
12. The accuracy of the greenhouse gas emission calculations and the prepared Greenhouse Gas Inventory report is checked each year by the Product Manager through internal audits.
13. The methodology used for selecting Emission Factors is specified in the Greenhouse Gas Inventory Report.

14. Based on the results of the greenhouse gas emissions calculation, deficiencies and areas for improvement are identified, and necessary actions are taken to enhance the processes. All processes are reviewed annually through internal audits.

#### Calculation Method

Presented in calculation table.

#### Applied Global Warming Potential

GWP values used in the calculation, as well as their source. If the GWP values are not taken from the latest IPCC report, include the emissions factors or the database reference used in the calculation, as well as their source. IPCC's AR methods are presented below. The AR methods utilized in calculation are presented in calculation table.

	CO <sub>2</sub>	CH <sub>4</sub>	N <sub>2</sub> O
AR4	1	25	298
AR5	1	28	265
AR6	1	27.9	273

#### Calculation Formula

$$\text{Greenhouse Gas Emission Amount (CO}_2\text{e)} = \text{Consumption Amount} \times \text{Emission Factor}$$

#### Summary of methods for calculating emissions from purchased goods and services

The calculation method used in this report to calculate emissions from purchased goods and services is in line with the GHG Protocol's [spend-based/average-data] method.

- **Average-data method** – estimates emissions for goods and services by collecting data on the mass (e.g., kilograms or pounds), or other relevant units of goods or services purchased and multiplying by the relevant secondary (e.g., industry average) emission factors (e.g., average emissions per unit of good or service).
- **Spend-based method** – estimates emissions for goods and services by collecting data on the economic value of goods and services purchased and multiplying it by relevant secondary (e.g., industry average) emission factors (e.g., average emissions per monetary value of goods).

#### Reporting Method

The greenhouse gas inventory was developed in accordance with the GHG Protocol Corporate Accounting and Reporting Standard. Data collection and calculation methods are based on the methodologies provided by the **Intergovernmental Panel on Climate Change (IPCC) Guidelines for National Greenhouse Gas Inventories**.

To ensure the accuracy and reliability of our GHG emissions data, we have utilized a tiered approach similar to the one outlined by the IPCC.

The tiers represent different levels of methodological complexity and data accuracy:

- **Tier 1:** Basic methods using default emission factors and generalized activity data, representing the lowest level of data quality.

- **Tier 2:** Intermediate methods utilizing country-specific or technology-specific emission factors and more detailed activity data relevant to our operations.
- **Tier 3:** Advanced methods involving direct measurements, continuous emissions monitoring systems, and organization-specific emission factors, providing the highest level of data quality.

### Prioritization Analysis

In this report, in scope 1, fugitive emissions from fire extinguishers and refrigerants have been excluded from the scope due to the complexity of data collection and their anticipated minor contribution relative to other emission sources.

Additionally, the Scope 3 categories listed below have been excluded due to the complexity of data collection and their limited relevance to the firm's operations.

- **3.8** Upstream Leased Assets
- **3.10** Processing of Sold Products
- **3.12** End-of-Life Treatment of Sold Products
- **3.13** Downstream Leased Assets
- **3.14** Franchises
- **3.15** Investments



## 6. SUMMARY OF RESULTS

Emissions summary by scope for this calculation period is given in the table below. Emissions of the respective period in the base year are given in the table for comparison purposes.

SCOPE	Calculation Period Emissions (tCO <sub>2</sub> e)	Base Year (2022) Emissions (tCO <sub>2</sub> e)	Change in Emissions (%)
Scope 1	15.63	15.63	0
Scope 2	74.67	74.67	0
Scope 3	834.62	834.62	0



## 7. CALCULATION TABLE

## SCOPE 1

## 1.1 Stationary Combustion

Facility	Emission Source	Activity Data	Start Date	End Date	EF Reference	EF Year	Tier Quality	AR	tCO <sub>2</sub>	tCH <sub>4</sub>	tN <sub>2</sub> O	tCO <sub>2</sub> e	Description
Hitit Headquarter	Doğal Gaz (HİTİT BİLGİSAYAR HİZMETLERİ A.Ş.)	1,426.41 m3	2022-01-01	2022-12-31	IPCC	2006	Tier 1	AR6	0	0	0	2.7649035	Emirgan Ofis

## 1.2 Mobile Combustion

Facility	Emission Source	Activity Data	Start Date	End Date	EF Reference	EF Year	Tier Quality	AR	tCO <sub>2</sub>	tCH <sub>4</sub>	tN <sub>2</sub> O	tCO <sub>2</sub> e	Description
Hitit Headquarter	Benzin - Kontrolsüz (HİTİT BİLGİSAYAR HİZMETLERİ A.Ş.)	1,153.39 L	2022-01-01	2022-12-31	IPCC	2006	Tier 1	AR6	0	0	0	2.66994324	

#### 1.4 Fugitive Emissions

Facility	Emission Source	Activity Data	Start Date	End Date	EF Reference	EF Year	Tier Quality	AR	tCO <sub>2</sub>	tCH <sub>4</sub>	tN <sub>2</sub> O	tCO <sub>2</sub> e	Description
Hitit Headquarter	Carbon dioxide	0.2 kg	2022-01-01	2022-12-31	Defra	2021	Tier 1	AR4	0	0	0	0.0002	Teknokent Ofis
Pakistan Office	R-410A	4.5 kg	2022-01-01	2022-12-31	IPCC	2006	Tier 1	AR6	0	0	0	10.14975	3 adet klima (3×150 kg)
Hitit Headquarter	R-407C	0.022 kg	2022-01-01	2022-12-31	IPCC	2006	Tier 1	AR6	0	0	0	0.04197446	Teknokent Ofis
Hitit Headquarter	R-410A	0.000038 kg	2022-01-01	2022-12-31	IPCC	2006	Tier 1	AR6	0	0	0	0.00008571	Teknokent Ofis

## SCOPE 2

### 2.1 Electricity

Facility	Emission Source	Activity Data	Start Date	End Date	EF Reference	EF Year	Tier Quality	AR	tCO <sub>2</sub>	tCH <sub>4</sub>	tN <sub>2</sub> O	tCO <sub>2</sub> e	Description
Pakistan Office	Electricity generated <b>Location Based</b>	19,845.95 kWh	2022-01-01	2022-12-31	Türkiye Ulusal Envanter	2021	Tier 1	AR5	0	0	0	8.71237205	
	Electricity generated <b>Market Based</b>	19,845.95 kWh	2022-01-01	2022-12-31	Türkiye Ulusal Envanter	2021	Tier 1	AR5	0	0	0	8.71237205	
	Covered by REC 0 (kgCO <sub>2</sub> e/kWh)	0 kWh							0	0	0	0	
Hitit Headquarter	Electricity generated - electricity_generation <b>Location Based</b>	4,278.14954909 kWh	2022-01-01	2022-12-31	Türkiye Ulusal Envanter	2021	Tier 2	AR6	0	0	0	1.87810765	Emirgan Ofis
	Electricity generated - electricity_generation <b>Market Based</b>	4,278.14954909 kWh	2022-01-01	2022-12-31	Türkiye Ulusal Envanter	2021	Tier 2	AR6	0	0	0	1.87810765	Emirgan Ofis
	Covered by REC 0 (kgCO <sub>2</sub> e/kWh)	0 kWh							0	0	0	0	
Hitit Headquarter	Electricity generated - electricity_generation <b>Location Based</b>	87,734 kWh	2022-01-01	2022-12-31	Türkiye Ulusal Envanter	2021	Tier 2	AR6	0	0	0	38.515226	Teknokent Ofis
	Electricity generated - electricity_generation <b>Market Based</b>	87,734 kWh	2022-01-01	2022-12-31	Türkiye Ulusal Envanter	2021	Tier 2	AR6	0	0	0	38.515226	Teknokent Ofis
	Covered by REC 0 (kgCO <sub>2</sub> e/kWh)	0 kWh							0	0	0	0	

## 2.2 Steam, Heat and Cooling

Facility	Emission Source	Activity Data	Start Date	End Date	EF Reference	EF Year	Tier Quality	AR	tCO <sub>2</sub>	tCH <sub>4</sub>	tN <sub>2</sub> O	tCO <sub>2</sub> e	Description
Hitit Headquarter	Teknokent Ofis (doğalgaz) (HİTİT BİLGİSAYAR HİZMETLERİ A.Ş.)	123,762.77 kWh	2022-01-01	2022-12-31	Firma'ya Özel	2022	Tier 1	AR6	0	0	0	25.01975782	Teknokent Ofis (doğalgaz)
Hitit Headquarter	Teknokent Ofis (Jeneratör) (HİTİT BİLGİSAYAR HİZMETLERİ A.Ş.)	2,046.6 kWh	2022-01-01	2022-12-31	Firma'ya Özel	2022	Tier 1	AR6	0	0	0	0.54777454	Teknokent Ofis (Jeneratör)

### SCOPE 3

#### 3.1 Purchased Goods and Services

Facility	Emission Source	Activity Data	Start Date	End Date	EF Reference	EF Year	Tier Quality	AR	tCO <sub>2</sub>	tCH <sub>4</sub>	tN <sub>2</sub> O	tCO <sub>2</sub> e	Description
Pakistan Office	Water supply	215.1331576 m3	2022-01-01	2022-12-31	Defra	2023	Tier 1	AR5	0	0	0	0.0380107	
Hitit Headquarter	Bulut Hizmeti - Belçika Google (HİTİT BİLGİSAYAR HİZMETLERİ A.Ş.)	72,083.83 kWh	2022-01-01	2022-12-31	EEA	2020	Tier 1	AR5	0	0	0	12.03799961	Google
Hitit Headquarter	Veri Merkezi Hizmeti (HİTİT BİLGİSAYAR HİZMETLERİ A.Ş.)	22,898.8 kWh	2022-01-01	2022-12-31	Türkiye National Inventory	2021	Tier 2	AR5	0	0	0	10.0525732	İşnet
Hitit Headquarter	Veri Merkezi Hizmeti (HİTİT BİLGİSAYAR HİZMETLERİ A.Ş.)	350,000 kWh	2022-01-01	2022-12-31	Türkiye National Inventory	2021	Tier 2	AR5	0	0	0	153.65	Verizon
Hitit Headquarter	Water supply	51 m3	2022-01-01	2022-12-31	Defra	2023	Tier 1	AR5	0	0	0	0.00901091	Emirgan Ofis
Hitit Headquarter	Ofis Satın Alımları (kağıt) (HİTİT BİLGİSAYAR HİZMETLERİ A.Ş.)	451.71281965 USD	2022-01-01	2022-12-31	EPA	2022	Tier 1	AR5	0	0	0	0.17822446	Yazıcı kağıt satın alımları
Hitit Headquarter	Bulut Hizmeti - Almanya IBM (HİTİT BİLGİSAYAR HİZMETLERİ A.Ş.)	76,942.547 kWh	2022-01-01	2022-12-31	EEA	2020	Tier 1	AR5	0	0	0	24.15995976	IBM
Hitit Headquarter	Water supply	1,775.54 m3	2022-01-01	2022-12-31	Defra	2023	Tier 1	AR5	0	0	0	0.31371048	Teknokent Ofis
Hitit Headquarter	Ofis Satın Alımları (HİTİT BİLGİSAYAR HİZMETLERİ A.Ş.)	3,949.14118115 USD	2022-01-01	2022-12-31	EPA	2022	Tier 1	AR5	0	0	0	0.13506495	Kağıt haricindeki malzemeler

### 3.2 Capital Goods

Facility	Emission Source	Activity Data	Start Date	End Date	EF Reference	EF Year	Tier Quality	AR	tCO <sub>2</sub>	tCH <sub>4</sub>	tN <sub>2</sub> O	tCO <sub>2</sub> e	Description
Hitit Headquarter	Electrical items - IT Primary material production	8.27 kg	2022-01-01	2022-12-31	Defra	2023	Tier 1	AR5	0	0	0	0.20563748	Demirbaş Alım (Cep Telefonu)
Hitit Headquarter	Electrical items - IT Primary material production	314.04 kg	2022-01-01	2022-12-31	Defra	2023	Tier 1	AR5	0	0	0	7.80875395	Demirbaş Alım (Bilgisayar)

### 3.3 Fuel and Energy Related Activities

Facility	Emission Source	Activity Data	Start Date	End Date	EF Reference	EF Year	Tier Quality	AR	tCO <sub>2</sub>	tCH <sub>4</sub>	tN <sub>2</sub> O	tCO <sub>2</sub> e	Description
Hitit Headquarter	Elektrik T&D (HİTİT BİLGİSAYAR HİZMETLERİ A.Ş.)	92,012.15 kWh	2022-01-01	2022-12-31	EPDK 2022	2022	Tier 1	AR5	0	0	0	5.1254448	
Pakistan Office	Elektrik T&D (HİTİT BİLGİSAYAR HİZMETLERİ A.Ş.)	19,845.95 kWh	2022-01-01	2022-12-31	EPDK 2022	2022	Tier 1	AR5	0	0	0	1.1054988	
Hitit Headquarter	WTT - Liquid fuels Petrol (average biofuel blend)	1,153.39 L	2022-01-01	2022-12-31	Defra	2023	Tier 1	AR5	0	0	0	0.67005039	
Pakistan Office	WTT Elektrik Üretim (HİTİT BİLGİSAYAR HİZMETLERİ A.Ş.)	19,845.95 kWh	2022-01-01	2022-12-31	Defra	2023	Tier 2	AR5	0	0	0	0.91092911	
Hitit Headquarter	WTT Elektrik Üretim (HİTİT BİLGİSAYAR HİZMETLERİ A.Ş.)	92,012.15 kWh	2022-01-01	2022-12-31	Defra	2023	Tier 2	AR5	0	0	0	4.22335769	
Pakistan Office	WTT - Elektrik Üretim (HİTİT BİLGİSAYAR HİZMETLERİ A.Ş.)	19,845.95 kWh	2022-01-01	2022-12-31	Defra	2023	Tier 2	AR5	0	0	0	0.07878842	
Hitit Headquarter	WTT - Liquid fuels Diesel (average biofuel blend)	206.44 L	2022-01-01	2022-12-31	Defra	2023	Tier 1	AR5	0	0	0	0.1261369	
Hitit Headquarter	WTT - Elektrik Üretim (HİTİT BİLGİSAYAR HİZMETLERİ A.Ş.)	92,012.15 kWh	2022-01-01	2022-12-31	Defra	2023	Tier 2	AR5	0	0	0	0.36528824	
Hitit Headquarter	WTT - Gaseous fuels Natural gas	14,318.37 m3	2022-01-01	2022-12-31	Defra	2023	Tier 1	AR5	0	0	0	4.81956334	

### 3.4 Upstream Transportation and Distribution

Facility	Emission Source	Activity Data	Start Date	End Date	EF Reference	EF Year	Tier Quality	AR	tCO <sub>2</sub>	tCH <sub>4</sub>	tN <sub>2</sub> O	tCO <sub>2</sub> e	Description
Hitit Headquarter	Road Freight Vans Average (up to 3.5 tonnes) Unknown	287.9 tonne.km	2022-01-01	2022-12-31	Defra	2021	Tier 1	AR5	0.17324958	0.00000864	0.00130995	0.17456816	Hitit 2022_Satin Alım (Ofis) Nakliye.xlsx (25 sefer)
Hitit Headquarter	Road Freight Vans Average (up to 3.5 tonnes) Unknown	4.4194314 tonne.km	2022-01-01	2022-12-31	Defra	2021	Tier 1	AR5	0.00265948	0.00000013	0.00002011	0.00267972	Hitit 2022_Duran Varlık Nakliye Takip.xlsx (44 sefer)

### 3.5 Waste Generated in Operations

Facility	Emission Source	Activity Data	Start Date	End Date	EF Reference	EF Year	Tier Quality	AR	tCO <sub>2</sub>	tCH <sub>4</sub>	tN <sub>2</sub> O	tCO <sub>2</sub> e	Description
Pakistan Office	Water treatment	193.61984184 m3	2022-01-01	2022-12-31	Defra	2023	Tier 1	AR5	0	0	0	0.03897922	
Hitit Headquarter	Plastic Plastics: average plastics Closed-loop	89.87 kg	2022-01-01	2022-12-31	Defra	2023	Tier 1	AR5	0	0	0	0.00191251	
Hitit Headquarter	Electrical items Batteries Open-loop	224.67 kg	2022-01-01	2022-12-31	Defra	2023	Tier 1	AR5	0	0	0	0.00478116	
Hitit Headquarter	Water treatment	45.9 m3	2022-01-01	2022-12-31	Defra	2023	Tier 1	AR5	0	0	0	0.00924051	Emirgan Ofis
Hitit Headquarter	Water treatment	1,597.99 m3	2022-01-01	2022-12-31	Defra	2023	Tier 1	AR5	0	0	0	0.32170462	Teknokent Ofis
Hitit Headquarter	Paper Paper and board: mixed Closed-loop	1,954.6 kg	2022-01-01	2022-12-31	Defra	2023	Tier 1	AR5	0	0	0	0.04159547	

### 3.6 Business Travel

Facility	Emission Source	Activity Data	Start Date	End Date	EF Reference	EF Year	Tier Quality	AR	tCO <sub>2</sub>	tCH <sub>4</sub>	tN <sub>2</sub> O	tCO <sub>2</sub> e	Description
Hitit Headquarter	Air Travel International, to/from non-UK Economy class With RF	2,555.7260452 passenger.km	2022-01-01	2022-12-31	Defra	2025	Tier 1	AR5	0	0	0	0.27898306	
Hitit Headquarter	Air Travel International, to/from non-UK Economy class With RF	17,359.09891298 passenger.km	2022-01-01	2022-12-31	Defra	2025	Tier 1	AR5	0	0	0	1.89491924	
Hitit Headquarter	Air Travel International, to/from non-UK Economy class With RF	6,056.67202254 passenger.km	2022-01-01	2022-12-31	Defra	2025	Tier 1	AR5	0	0	0	0.66114632	
Hitit Headquarter	Air Travel International, to/from non-UK Economy class With RF	7,888.07498471 passenger.km	2022-01-01	2022-12-31	Defra	2025	Tier 1	AR5	0	0	0	0.86106227	
Hitit Headquarter	Air Travel International, to/from non-UK Economy class With RF	4,461.76868039 passenger.km	2022-01-01	2022-12-31	Defra	2025	Tier 1	AR5	0	0	0	0.48704667	
Hitit Headquarter	Air Travel International, to/from non-UK Economy class With RF	4,461.76868039 passenger.km	2022-01-01	2022-12-31	Defra	2025	Tier 1	AR5	0	0	0	0.48704667	
Hitit Headquarter	Air Travel International, to/from non-UK Economy class With RF	6,056.67202254 passenger.km	2022-01-01	2022-12-31	Defra	2025	Tier 1	AR5	0	0	0	0.66114632	
Hitit Headquarter	Air Travel International, to/from non-UK Economy class With RF	7,942.09156592 passenger.km	2022-01-01	2022-12-31	Defra	2025	Tier 1	AR5	0	0	0	0.86695872	
Hitit Headquarter	Air Travel International, to/from non-UK Economy class With RF	7,942.09156592 passenger.km	2022-01-01	2022-12-31	Defra	2025	Tier 1	AR5	0	0	0	0.86695872	
Hitit Headquarter	Air Travel International, to/from non-UK Economy class With RF	5,891.67865869 passenger.km	2022-01-01	2022-12-31	Defra	2025	Tier 1	AR5	0	0	0	0.64313564	
Hitit Headquarter	Air Travel International, to/from non-UK Economy class With RF	4,306.28940143 passenger.km	2022-01-01	2022-12-31	Defra	2025	Tier 1	AR5	0	0	0	0.47007455	
Hitit Headquarter	Air Travel International, to/from non-UK Economy class With RF	2,945.83932935 passenger.km	2022-01-01	2022-12-31	Defra	2025	Tier 1	AR5	0	0	0	0.32156782	
Hitit Headquarter	Air Travel International, to/from non-UK Business class With RF	17,359.09891298 passenger.km	2022-01-01	2022-12-31	Defra	2025	Tier 1	AR5	0	0	0	5.49519635	

Facility	Emission Source	Activity Data	Start Date	End Date	EF Reference	EF Year	Tier Quality	AR	tCO <sub>2</sub>	tCH <sub>4</sub>	tN <sub>2</sub> O	tCO <sub>2</sub> e	Description
Hitit Headquarter	Air Travel International, to/from non-UK Business class With RF	17,359.09891298 passenger.km	2022-01-01	2022-12-31	Defra	2025	Tier 1	AR5	0	0	0	5.49519635	
Hitit Headquarter	Air Travel International, to/from non-UK Business class With RF	17,359.09891298 passenger.km	2022-01-01	2022-12-31	Defra	2025	Tier 1	AR5	0	0	0	5.49519635	
Hitit Headquarter	Air Travel International, to/from non-UK Economy class With RF	2,555.7260452 passenger.km	2022-01-01	2022-12-31	Defra	2025	Tier 1	AR5	0	0	0	0.27898306	
Hitit Headquarter	Air Travel International, to/from non-UK Economy class With RF	2,555.7260452 passenger.km	2022-01-01	2022-12-31	Defra	2025	Tier 1	AR5	0	0	0	0.27898306	
Hitit Headquarter	Air Travel International, to/from non-UK Economy class With RF	2,555.7260452 passenger.km	2022-01-01	2022-12-31	Defra	2025	Tier 1	AR5	0	0	0	0.27898306	
Hitit Headquarter	Air Travel International, to/from non-UK Economy class With RF	17,359.09891298 passenger.km	2022-01-01	2022-12-31	Defra	2025	Tier 1	AR5	0	0	0	1.89491924	
Hitit Headquarter	Air Travel International, to/from non-UK Economy class With RF	17,359.09891298 passenger.km	2022-01-01	2022-12-31	Defra	2025	Tier 1	AR5	0	0	0	1.89491924	
Hitit Headquarter	Air Travel International, to/from non-UK Economy class With RF	2,555.7260452 passenger.km	2022-01-01	2022-12-31	Defra	2025	Tier 1	AR5	0	0	0	0.27898306	
Hitit Headquarter	Air Travel International, to/from non-UK Economy class With RF	2,555.7260452 passenger.km	2022-01-01	2022-12-31	Defra	2025	Tier 1	AR5	0	0	0	0.27898306	
Hitit Headquarter	Air Travel International, to/from non-UK Business class With RF	17,359.09891298 passenger.km	2022-01-01	2022-12-31	Defra	2025	Tier 1	AR5	0	0	0	5.49519635	
Hitit Headquarter	Air Travel International, to/from non-UK Business class With RF	17,359.09891298 passenger.km	2022-01-01	2022-12-31	Defra	2025	Tier 1	AR5	0	0	0	5.49519635	
Hitit Headquarter	Air Travel International, to/from non-UK Business class With RF	17,359.09891298 passenger.km	2022-01-01	2022-12-31	Defra	2025	Tier 1	AR5	0	0	0	5.49519635	
Hitit Headquarter	Air Travel International, to/from non-UK Economy class With RF	2,555.7260452 passenger.km	2022-01-01	2022-12-31	Defra	2025	Tier 1	AR5	0	0	0	0.27898306	
Hitit Headquarter	Air Travel International, to/from non-UK Economy class With RF	2,555.7260452 passenger.km	2022-01-01	2022-12-31	Defra	2025	Tier 1	AR5	0	0	0	0.27898306	

Facility	Emission Source	Activity Data	Start Date	End Date	EF Reference	EF Year	Tier Quality	AR	tCO <sub>2</sub>	tCH <sub>4</sub>	tN <sub>2</sub> O	tCO <sub>2</sub> e	Description
Hitit Headquarter	Air Travel International, to/from non-UK Economy class With RF	2,555.7260452 passenger.km	2022-01-01	2022-12-31	Defra	2025	Tier 1	AR5	0	0	0	0.27898306	
Hitit Headquarter	Air Travel International, to/from non-UK Business class With RF	17,359.09891298 passenger.km	2022-01-01	2022-12-31	Defra	2025	Tier 1	AR5	0	0	0	5.49519635	
Hitit Headquarter	Air Travel International, to/from non-UK Business class With RF	17,359.09891298 passenger.km	2022-01-01	2022-12-31	Defra	2025	Tier 1	AR5	0	0	0	5.49519635	
Hitit Headquarter	Air Travel International, to/from non-UK Business class With RF	17,359.09891298 passenger.km	2022-01-01	2022-12-31	Defra	2025	Tier 1	AR5	0	0	0	5.49519635	
Hitit Headquarter	Air Travel International, to/from non-UK Economy class With RF	2,555.7260452 passenger.km	2022-01-01	2022-12-31	Defra	2025	Tier 1	AR5	0	0	0	0.27898306	
Hitit Headquarter	Air Travel International, to/from non-UK Economy class With RF	2,555.7260452 passenger.km	2022-01-01	2022-12-31	Defra	2025	Tier 1	AR5	0	0	0	0.27898306	
Hitit Headquarter	Air Travel International, to/from non-UK Economy class With RF	2,555.7260452 passenger.km	2022-01-01	2022-12-31	Defra	2025	Tier 1	AR5	0	0	0	0.27898306	
Hitit Headquarter	Air Travel International, to/from non-UK Economy class With RF	759.41126252 passenger.km	2022-01-01	2022-12-31	Defra	2025	Tier 1	AR5	0	0	0	0.08289733	
Hitit Headquarter	Air Travel International, to/from non-UK Economy class With RF	759.41126252 passenger.km	2022-01-01	2022-12-31	Defra	2025	Tier 1	AR5	0	0	0	0.08289733	
Hitit Headquarter	Air Travel International, to/from non-UK Economy class With RF	759.41126252 passenger.km	2022-01-01	2022-12-31	Defra	2025	Tier 1	AR5	0	0	0	0.08289733	
Hitit Headquarter	Air Travel International, to/from non-UK Economy class With RF	759.41126252 passenger.km	2022-01-01	2022-12-31	Defra	2025	Tier 1	AR5	0	0	0	0.08289733	
Hitit Headquarter	Air Travel International, to/from non-UK Economy class With RF	759.41126252 passenger.km	2022-01-01	2022-12-31	Defra	2025	Tier 1	AR5	0	0	0	0.08289733	
Hitit Headquarter	Air Travel International, to/from non-UK Economy class With RF	4,282.96397146 passenger.km	2022-01-01	2022-12-31	Defra	2025	Tier 1	AR5	0	0	0	0.46752835	
Hitit Headquarter	Air Travel International, to/from non-UK Economy class With RF	937.48922595 passenger.km	2022-01-01	2022-12-31	Defra	2025	Tier 1	AR5	0	0	0	0.10233632	

Facility	Emission Source	Activity Data	Start Date	End Date	EF Reference	EF Year	Tier Quality	AR	tCO <sub>2</sub>	tCH <sub>4</sub>	tN <sub>2</sub> O	tCO <sub>2</sub> e	Description
Hitit Headquarter	Air Travel International, to/from non-UK Economy class With RF	937.48922595 passenger.km	2022-01-01	2022-12-31	Defra	2025	Tier 1	AR5	0	0	0	0.10233632	
Hitit Headquarter	Air Travel International, to/from non-UK Economy class With RF	7,842.87233109 passenger.km	2022-01-01	2022-12-31	Defra	2025	Tier 1	AR5	0	0	0	0.85612794	
Hitit Headquarter	Air Travel International, to/from non-UK Economy class With RF	7,842.87233109 passenger.km	2022-01-01	2022-12-31	Defra	2025	Tier 1	AR5	0	0	0	0.85612794	
Hitit Headquarter	Air Travel International, to/from non-UK Economy class With RF	7,842.87233109 passenger.km	2022-01-01	2022-12-31	Defra	2025	Tier 1	AR5	0	0	0	0.85612794	
Hitit Headquarter	Air Travel International, to/from non-UK Economy class With RF	4,548.14362149 passenger.km	2022-01-01	2022-12-31	Defra	2025	Tier 1	AR5	0	0	0	0.49647536	
Hitit Headquarter	Air Travel International, to/from non-UK Economy class With RF	937.48922595 passenger.km	2022-01-01	2022-12-31	Defra	2025	Tier 1	AR5	0	0	0	0.10233632	
Hitit Headquarter	Air Travel International, to/from non-UK Economy class With RF	11,335.66458429 passenger.km	2022-01-01	2022-12-31	Defra	2025	Tier 1	AR5	0	0	0	1.23740115	
Hitit Headquarter	Air Travel International, to/from non-UK Economy class With RF	11,342.18981453 passenger.km	2022-01-01	2022-12-31	Defra	2025	Tier 1	AR5	0	0	0	1.23811344	
Hitit Headquarter	Air Travel International, to/from non-UK Economy class With RF	4,548.14362149 passenger.km	2022-01-01	2022-12-31	Defra	2025	Tier 1	AR5	0	0	0	0.49647536	
Hitit Headquarter	Air Travel International, to/from non-UK Economy class With RF	10,610.75793752 passenger.km	2022-01-01	2022-12-31	Defra	2025	Tier 1	AR5	0	0	0	1.15827034	
Hitit Headquarter	Air Travel International, to/from non-UK Economy class With RF	10,610.75793752 passenger.km	2022-01-01	2022-12-31	Defra	2025	Tier 1	AR5	0	0	0	1.15827034	
Hitit Headquarter	Air Travel International, to/from non-UK Economy class With RF	9,258.88842218 passenger.km	2022-01-01	2022-12-31	Defra	2025	Tier 1	AR5	0	0	0	1.01070026	
Hitit Headquarter	Air Travel International, to/from non-UK Economy class With RF	3,083.27432904 passenger.km	2022-01-01	2022-12-31	Defra	2025	Tier 1	AR5	0	0	0	0.33657023	

Facility	Emission Source	Activity Data	Start Date	End Date	EF Reference	EF Year	Tier Quality	AR	tCO <sub>2</sub>	tCH <sub>4</sub>	tN <sub>2</sub> O	tCO <sub>2</sub> e	Description
Hitit Headquarter	Air Travel International, to/from non-UK Economy class With RF	9,116.96045841 passenger.km	2022-01-01	2022-12-31	Defra	2025	Tier 1	AR5	0	0	0	0.9952074	
Hitit Headquarter	Air Travel International, to/from non-UK Economy class With RF	3,083.27432904 passenger.km	2022-01-01	2022-12-31	Defra	2025	Tier 1	AR5	0	0	0	0.33657023	
Hitit Headquarter	Air Travel International, to/from non-UK Economy class With RF	1,592.02993884 passenger.km	2022-01-01	2022-12-31	Defra	2025	Tier 1	AR5	0	0	0	0.17378599	
Hitit Headquarter	Air Travel International, to/from non-UK Economy class With RF	1,592.02993884 passenger.km	2022-01-01	2022-12-31	Defra	2025	Tier 1	AR5	0	0	0	0.17378599	
Hitit Headquarter	Air Travel International, to/from non-UK Economy class With RF	2,608.39274119 passenger.km	2022-01-01	2022-12-31	Defra	2025	Tier 1	AR5	0	0	0	0.28473215	
Hitit Headquarter	Air Travel International, to/from non-UK Business class With RF	10,610.75793752 passenger.km	2022-01-01	2022-12-31	Defra	2025	Tier 1	AR5	0	0	0	3.35894153	
Hitit Headquarter	Air Travel International, to/from non-UK Business class With RF	2,731.74111534 passenger.km	2022-01-01	2022-12-31	Defra	2025	Tier 1	AR5	0	0	0	0.86475997	
Hitit Headquarter	Air Travel International, to/from non-UK Economy class With RF	1,513.87178828 passenger.km	2022-01-01	2022-12-31	Defra	2025	Tier 1	AR5	0	0	0	0.16525424	
Hitit Headquarter	Air Travel International, to/from non-UK Business class With RF	10,610.75793752 passenger.km	2022-01-01	2022-12-31	Defra	2025	Tier 1	AR5	0	0	0	3.35894153	
Hitit Headquarter	Air Travel International, to/from non-UK Economy class With RF	8,679.54945649 passenger.km	2022-01-01	2022-12-31	Defra	2025	Tier 1	AR5	0	0	0	0.94745962	
Hitit Headquarter	Air Travel International, to/from non-UK Economy class With RF	2,608.39274119 passenger.km	2022-01-01	2022-12-31	Defra	2025	Tier 1	AR5	0	0	0	0.28473215	
Hitit Headquarter	Air Travel International, to/from non-UK Economy class With RF	8,026.79729259 passenger.km	2022-01-01	2022-12-31	Defra	2025	Tier 1	AR5	0	0	0	0.87620519	
Hitit Headquarter	Air Travel International, to/from non-UK Economy class With RF	4,548.14362149 passenger.km	2022-01-01	2022-12-31	Defra	2025	Tier 1	AR5	0	0	0	0.49647536	
Hitit Headquarter	Air Travel International, to/from non-UK Business class With RF	17,359.09891298 passenger.km	2022-01-01	2022-12-31	Defra	2025	Tier 1	AR5	0	0	0	5.49519635	

Facility	Emission Source	Activity Data	Start Date	End Date	EF Reference	EF Year	Tier Quality	AR	tCO <sub>2</sub>	tCH <sub>4</sub>	tN <sub>2</sub> O	tCO <sub>2</sub> e	Description
Hitit Headquarter	Air Travel International, to/from non-UK Economy class With RF	2,555.7260452 passenger.km	2022-01-01	2022-12-31	Defra	2025	Tier 1	AR5	0	0	0	0.27898306	
Hitit Headquarter	Air Travel International, to/from non-UK Economy class With RF	8,026.79729259 passenger.km	2022-01-01	2022-12-31	Defra	2025	Tier 1	AR5	0	0	0	0.87620519	
Hitit Headquarter	Air Travel International, to/from non-UK Economy class With RF	1,277.8630226 passenger.km	2022-01-01	2022-12-31	Defra	2025	Tier 1	AR5	0	0	0	0.13949153	
Hitit Headquarter	Air Travel International, to/from non-UK Economy class With RF	1,277.8630226 passenger.km	2022-01-01	2022-12-31	Defra	2025	Tier 1	AR5	0	0	0	0.13949153	
Hitit Headquarter	Air Travel International, to/from non-UK Economy class With RF	1,277.8630226 passenger.km	2022-01-01	2022-12-31	Defra	2025	Tier 1	AR5	0	0	0	0.13949153	
Hitit Headquarter	Air Travel International, to/from non-UK Economy class With RF	1,277.8630226 passenger.km	2022-01-01	2022-12-31	Defra	2025	Tier 1	AR5	0	0	0	0.13949153	
Hitit Headquarter	Air Travel International, to/from non-UK Economy class With RF	1,277.8630226 passenger.km	2022-01-01	2022-12-31	Defra	2025	Tier 1	AR5	0	0	0	0.13949153	
Hitit Headquarter	Air Travel International, to/from non-UK Economy class With RF	1,277.8630226 passenger.km	2022-01-01	2022-12-31	Defra	2025	Tier 1	AR5	0	0	0	0.13949153	
Hitit Headquarter	Air Travel International, to/from non-UK Economy class With RF	1,277.8630226 passenger.km	2022-01-01	2022-12-31	Defra	2025	Tier 1	AR5	0	0	0	0.13949153	
Hitit Headquarter	Air Travel International, to/from non-UK Economy class With RF	1,277.8630226 passenger.km	2022-01-01	2022-12-31	Defra	2025	Tier 1	AR5	0	0	0	0.13949153	
Hitit Headquarter	Air Travel International, to/from non-UK Economy class With RF	1,277.8630226 passenger.km	2022-01-01	2022-12-31	Defra	2025	Tier 1	AR5	0	0	0	0.13949153	
Hitit Headquarter	Air Travel International, to/from non-UK Economy class With RF	1,277.8630226 passenger.km	2022-01-01	2022-12-31	Defra	2025	Tier 1	AR5	0	0	0	0.13949153	
Hitit Headquarter	Air Travel International, to/from non-UK Economy class With RF	1,277.8630226 passenger.km	2022-01-01	2022-12-31	Defra	2025	Tier 1	AR5	0	0	0	0.13949153	
Hitit Headquarter	Air Travel International, to/from non-UK Economy class With RF	1,277.8630226 passenger.km	2022-01-01	2022-12-31	Defra	2025	Tier 1	AR5	0	0	0	0.13949153	
Hitit Headquarter	Air Travel International, to/from non-UK Economy class With RF	1,277.8630226 passenger.km	2022-01-01	2022-12-31	Defra	2025	Tier 1	AR5	0	0	0	0.13949153	

Facility	Emission Source	Activity Data	Start Date	End Date	EF Reference	EF Year	Tier Quality	AR	tCO <sub>2</sub>	tCH <sub>4</sub>	tN <sub>2</sub> O	tCO <sub>2</sub> e	Description
Hitit Headquarter	Air Travel International, to/from non-UK Economy class With RF	4,340.96636727 passenger.km	2022-01-01	2022-12-31	Defra	2025	Tier 1	AR5	0	0	0	0.47385989	
Hitit Headquarter	Air Travel International, to/from non-UK Economy class With RF	3,944.03749236 passenger.km	2022-01-01	2022-12-31	Defra	2025	Tier 1	AR5	0	0	0	0.43053113	
Hitit Headquarter	Air Travel International, to/from non-UK Economy class With RF	7,888.07498471 passenger.km	2022-01-01	2022-12-31	Defra	2025	Tier 1	AR5	0	0	0	0.86106227	
Hitit Headquarter	Air Travel International, to/from non-UK Business class With RF	10,610.75793752 passenger.km	2022-01-01	2022-12-31	Defra	2025	Tier 1	AR5	0	0	0	3.35894153	
Hitit Headquarter	Air Travel International, to/from non-UK Economy class With RF	7,888.07498471 passenger.km	2022-01-01	2022-12-31	Defra	2025	Tier 1	AR5	0	0	0	0.86106227	
Hitit Headquarter	Air Travel International, to/from non-UK Economy class With RF	4,548.14362149 passenger.km	2022-01-01	2022-12-31	Defra	2025	Tier 1	AR5	0	0	0	0.49647536	
Hitit Headquarter	Air Travel International, to/from non-UK Business class With RF	10,610.75793752 passenger.km	2022-01-01	2022-12-31	Defra	2025	Tier 1	AR5	0	0	0	3.35894153	
Hitit Headquarter	Air Travel International, to/from non-UK Economy class With RF	17,359.09891298 passenger.km	2022-01-01	2022-12-31	Defra	2025	Tier 1	AR5	0	0	0	1.89491924	
Hitit Headquarter	Air Travel International, to/from non-UK Economy class With RF	17,359.09891298 passenger.km	2022-01-01	2022-12-31	Defra	2025	Tier 1	AR5	0	0	0	1.89491924	
Hitit Headquarter	Air Travel International, to/from non-UK Economy class With RF	2,555.7260452 passenger.km	2022-01-01	2022-12-31	Defra	2025	Tier 1	AR5	0	0	0	0.27898306	
Hitit Headquarter	Air Travel International, to/from non-UK Economy class With RF	2,555.7260452 passenger.km	2022-01-01	2022-12-31	Defra	2025	Tier 1	AR5	0	0	0	0.27898306	
Hitit Headquarter	Air Travel International, to/from non-UK Economy class With RF	3,944.03749236 passenger.km	2022-01-01	2022-12-31	Defra	2025	Tier 1	AR5	0	0	0	0.43053113	
Hitit Headquarter	Air Travel International, to/from non-UK Economy class With RF	3,477.60324349 passenger.km	2022-01-01	2022-12-31	Defra	2025	Tier 1	AR5	0	0	0	0.37961517	
Hitit Headquarter	Air Travel International, to/from non-UK Economy class With RF	9,129.94358829 passenger.km	2022-01-01	2022-12-31	Defra	2025	Tier 1	AR5	0	0	0	0.99662464	

Facility	Emission Source	Activity Data	Start Date	End Date	EF Reference	EF Year	Tier Quality	AR	tCO <sub>2</sub>	tCH <sub>4</sub>	tN <sub>2</sub> O	tCO <sub>2</sub> e	Description
Hitit Headquarter	Air Travel International, to/from non-UK Economy class With RF	5,305.37896876 passenger.km	2022-01-01	2022-12-31	Defra	2025	Tier 1	AR5	0	0	0	0.57913517	
Hitit Headquarter	Air Travel International, to/from non-UK Economy class With RF	5,305.37896876 passenger.km	2022-01-01	2022-12-31	Defra	2025	Tier 1	AR5	0	0	0	0.57913517	
Hitit Headquarter	Air Travel International, to/from non-UK Economy class With RF	3,944.03749236 passenger.km	2022-01-01	2022-12-31	Defra	2025	Tier 1	AR5	0	0	0	0.43053113	
Hitit Headquarter	Air Travel International, to/from non-UK Economy class With RF	3,944.03749236 passenger.km	2022-01-01	2022-12-31	Defra	2025	Tier 1	AR5	0	0	0	0.43053113	
Hitit Headquarter	Air Travel International, to/from non-UK Economy class With RF	7,888.07498471 passenger.km	2022-01-01	2022-12-31	Defra	2025	Tier 1	AR5	0	0	0	0.86106227	
Hitit Headquarter	Air Travel International, to/from non-UK Economy class With RF	7,888.07498471 passenger.km	2022-01-01	2022-12-31	Defra	2025	Tier 1	AR5	0	0	0	0.86106227	
Hitit Headquarter	Air Travel International, to/from non-UK Economy class With RF	17,359.09891298 passenger.km	2022-01-01	2022-12-31	Defra	2025	Tier 1	AR5	0	0	0	1.89491924	
Hitit Headquarter	Air Travel International, to/from non-UK Economy class With RF	17,359.09891298 passenger.km	2022-01-01	2022-12-31	Defra	2025	Tier 1	AR5	0	0	0	1.89491924	
Hitit Headquarter	Air Travel International, to/from non-UK Business class With RF	4,427.24518867 passenger.km	2022-01-01	2022-12-31	Defra	2025	Tier 1	AR5	0	0	0	1.40148874	
Hitit Headquarter	Air Travel International, to/from non-UK Economy class With RF	3,944.03749236 passenger.km	2022-01-01	2022-12-31	Defra	2025	Tier 1	AR5	0	0	0	0.43053113	
Hitit Headquarter	Air Travel International, to/from non-UK Economy class With RF	7,942.09156592 passenger.km	2022-01-01	2022-12-31	Defra	2025	Tier 1	AR5	0	0	0	0.86695872	
Hitit Headquarter	Air Travel International, to/from non-UK Economy class With RF	7,942.09156592 passenger.km	2022-01-01	2022-12-31	Defra	2025	Tier 1	AR5	0	0	0	0.86695872	
Hitit Headquarter	Air Travel International, to/from non-UK Economy class With RF	3,364.40895642 passenger.km	2022-01-01	2022-12-31	Defra	2025	Tier 1	AR5	0	0	0	0.36725888	
Hitit Headquarter	Air Travel International, to/from non-UK Economy class With RF	1,271.06806986 passenger.km	2022-01-01	2022-12-31	Defra	2025	Tier 1	AR5	0	0	0	0.13874979	

Facility	Emission Source	Activity Data	Start Date	End Date	EF Reference	EF Year	Tier Quality	AR	tCO <sub>2</sub>	tCH <sub>4</sub>	tN <sub>2</sub> O	tCO <sub>2</sub> e	Description
Hitit Headquarter	Air Travel International, to/from non-UK Economy class With RF	1,271.06806986 passenger.km	2022-01-01	2022-12-31	Defra	2025	Tier 1	AR5	0	0	0	0.13874979	
Hitit Headquarter	Air Travel International, to/from non-UK Economy class With RF	4,367.51561976 passenger.km	2022-01-01	2022-12-31	Defra	2025	Tier 1	AR5	0	0	0	0.47675801	
Hitit Headquarter	Air Travel International, to/from non-UK Economy class With RF	3,364.40895642 passenger.km	2022-01-01	2022-12-31	Defra	2025	Tier 1	AR5	0	0	0	0.36725888	
Hitit Headquarter	Air Travel International, to/from non-UK Economy class With RF	3,944.03749236 passenger.km	2022-01-01	2022-12-31	Defra	2025	Tier 1	AR5	0	0	0	0.43053113	
Hitit Headquarter	Air Travel International, to/from non-UK Economy class With RF	3,944.03749236 passenger.km	2022-01-01	2022-12-31	Defra	2025	Tier 1	AR5	0	0	0	0.43053113	
Hitit Headquarter	Air Travel International, to/from non-UK Economy class With RF	3,515.39363853 passenger.km	2022-01-01	2022-12-31	Defra	2025	Tier 1	AR5	0	0	0	0.38374037	
Hitit Headquarter	Air Travel International, to/from non-UK Economy class With RF	1,507.49268475 passenger.km	2022-01-01	2022-12-31	Defra	2025	Tier 1	AR5	0	0	0	0.1645579	
Hitit Headquarter	Air Travel International, to/from non-UK Economy class With RF	2,608.39274119 passenger.km	2022-01-01	2022-12-31	Defra	2025	Tier 1	AR5	0	0	0	0.28473215	
Hitit Headquarter	Air Travel International, to/from non-UK Economy class With RF	6,214.15273236 passenger.km	2022-01-01	2022-12-31	Defra	2025	Tier 1	AR5	0	0	0	0.67833691	
Hitit Headquarter	Air Travel International, to/from non-UK Economy class With RF	6,214.15273236 passenger.km	2022-01-01	2022-12-31	Defra	2025	Tier 1	AR5	0	0	0	0.67833691	
Hitit Headquarter	Air Travel International, to/from non-UK Economy class With RF	5,907.39373571 passenger.km	2022-01-01	2022-12-31	Defra	2025	Tier 1	AR5	0	0	0	0.6448511	
Hitit Headquarter	Air Travel International, to/from non-UK Economy class With RF	9,212.49699359 passenger.km	2022-01-01	2022-12-31	Defra	2025	Tier 1	AR5	0	0	0	1.00563617	
Hitit Headquarter	Air Travel International, to/from non-UK Economy class With RF	9,212.49699359 passenger.km	2022-01-01	2022-12-31	Defra	2025	Tier 1	AR5	0	0	0	1.00563617	

Facility	Emission Source	Activity Data	Start Date	End Date	EF Reference	EF Year	Tier Quality	AR	tCO <sub>2</sub>	tCH <sub>4</sub>	tN <sub>2</sub> O	tCO <sub>2</sub> e	Description
Hitit Headquarter	Air Travel International, to/from non-UK Economy class With RF	1,900.01910283 passenger.km	2022-01-01	2022-12-31	Defra	2025	Tier 1	AR5	0	0	0	0.20740609	
Hitit Headquarter	Air Travel International, to/from non-UK Economy class With RF	1,900.01910283 passenger.km	2022-01-01	2022-12-31	Defra	2025	Tier 1	AR5	0	0	0	0.20740609	
Hitit Headquarter	Air Travel International, to/from non-UK Economy class With RF	4,924.60567002 passenger.km	2022-01-01	2022-12-31	Defra	2025	Tier 1	AR5	0	0	0	0.53756995	
Hitit Headquarter	Air Travel International, to/from non-UK Economy class With RF	3,515.39363853 passenger.km	2022-01-01	2022-12-31	Defra	2025	Tier 1	AR5	0	0	0	0.38374037	
Hitit Headquarter	Air Travel International, to/from non-UK Economy class With RF	10,918.99531185 passenger.km	2022-01-01	2022-12-31	Defra	2025	Tier 1	AR5	0	0	0	1.19191753	
Hitit Headquarter	Air Travel International, to/from non-UK Economy class With RF	1,682.20447821 passenger.km	2022-01-01	2022-12-31	Defra	2025	Tier 1	AR5	0	0	0	0.18362944	
Hitit Headquarter	Air Travel International, to/from non-UK Economy class With RF	4,340.96636727 passenger.km	2022-01-01	2022-12-31	Defra	2025	Tier 1	AR5	0	0	0	0.47385989	
Hitit Headquarter	Air Travel International, to/from non-UK Economy class With RF	5,206.98979052 passenger.km	2022-01-01	2022-12-31	Defra	2025	Tier 1	AR5	0	0	0	0.56839501	
Hitit Headquarter	Air Travel International, to/from non-UK Economy class With RF	2,608.39274119 passenger.km	2022-01-01	2022-12-31	Defra	2025	Tier 1	AR5	0	0	0	0.28473215	
Hitit Headquarter	Air Travel International, to/from non-UK Economy class With RF	5,074.14374438 passenger.km	2022-01-01	2022-12-31	Defra	2025	Tier 1	AR5	0	0	0	0.55389353	
Hitit Headquarter	Air Travel International, to/from non-UK Economy class With RF	6,056.67202254 passenger.km	2022-01-01	2022-12-31	Defra	2025	Tier 1	AR5	0	0	0	0.66114632	
Hitit Headquarter	Air Travel International, to/from non-UK Economy class With RF	9,048.18862798 passenger.km	2022-01-01	2022-12-31	Defra	2025	Tier 1	AR5	0	0	0	0.98770027	
Hitit Headquarter	Air Travel International, to/from non-UK Business class With RF	19,170.13659679 passenger.km	2022-01-01	2022-12-31	Defra	2025	Tier 1	AR5	0	0	0	6.06849844	
Hitit Headquarter	Air Travel International, to/from non-UK Business class With RF	19,170.13659679 passenger.km	2022-01-01	2022-12-31	Defra	2025	Tier 1	AR5	0	0	0	6.06849844	

Facility	Emission Source	Activity Data	Start Date	End Date	EF Reference	EF Year	Tier Quality	AR	tCO <sub>2</sub>	tCH <sub>4</sub>	tN <sub>2</sub> O	tCO <sub>2</sub> e	Description
Hitit Headquarter	Air Travel International, to/from non-UK Business class With RF	659.44392967 passenger.km	2022-01-01	2022-12-31	Defra	2025	Tier 1	AR5	0	0	0	0.20875357	
Hitit Headquarter	Air Travel International, to/from non-UK Economy class With RF	554.3236547 passenger.km	2022-01-01	2022-12-31	Defra	2025	Tier 1	AR5	0	0	0	0.06050997	
Hitit Headquarter	Air Travel International, to/from non-UK Economy class With RF	2,655.75580168 passenger.km	2022-01-01	2022-12-31	Defra	2025	Tier 1	AR5	0	0	0	0.2899023	
Hitit Headquarter	Air Travel International, to/from non-UK Economy class With RF	2,204.10133632 passenger.km	2022-01-01	2022-12-31	Defra	2025	Tier 1	AR5	0	0	0	0.2405997	
Hitit Headquarter	Air Travel International, to/from non-UK Economy class With RF	664.68627644 passenger.km	2022-01-01	2022-12-31	Defra	2025	Tier 1	AR5	0	0	0	0.07255715	
Hitit Headquarter	Air Travel International, to/from non-UK Economy class With RF	15,024.36137606 passenger.km	2022-01-01	2022-12-31	Defra	2025	Tier 1	AR5	0	0	0	1.64005929	
Hitit Headquarter	Air Travel International, to/from non-UK Economy class With RF	15,024.36137606 passenger.km	2022-01-01	2022-12-31	Defra	2025	Tier 1	AR5	0	0	0	1.64005929	
Hitit Headquarter	Air Travel International, to/from non-UK Economy class With RF	15,024.36137606 passenger.km	2022-01-01	2022-12-31	Defra	2025	Tier 1	AR5	0	0	0	1.64005929	
Hitit Headquarter	Air Travel International, to/from non-UK Economy class With RF	15,024.36137606 passenger.km	2022-01-01	2022-12-31	Defra	2025	Tier 1	AR5	0	0	0	1.64005929	
Hitit Headquarter	Air Travel International, to/from non-UK Economy class With RF	24,537.29264261 passenger.km	2022-01-01	2022-12-31	Defra	2025	Tier 1	AR5	0	0	0	2.67849086	
Hitit Headquarter	Air Travel International, to/from non-UK Economy class With RF	5,206.98979052 passenger.km	2022-01-01	2022-12-31	Defra	2025	Tier 1	AR5	0	0	0	0.56839501	
Hitit Headquarter	Air Travel International, to/from non-UK Economy class With RF	3,944.03749236 passenger.km	2022-01-01	2022-12-31	Defra	2025	Tier 1	AR5	0	0	0	0.43053113	
Hitit Headquarter	Air Travel International, to/from non-UK Economy class With RF	9,212.49699359 passenger.km	2022-01-01	2022-12-31	Defra	2025	Tier 1	AR5	0	0	0	1.00563617	
Hitit Headquarter	Air Travel International, to/from non-UK Economy class With RF	10,918.99531185 passenger.km	2022-01-01	2022-12-31	Defra	2025	Tier 1	AR5	0	0	0	1.19191753	

Facility	Emission Source	Activity Data	Start Date	End Date	EF Reference	EF Year	Tier Quality	AR	tCO <sub>2</sub>	tCH <sub>4</sub>	tN <sub>2</sub> O	tCO <sub>2</sub> e	Description
Hitit Headquarter	Air Travel International, to/from non-UK Economy class With RF	4,977.62247909 passenger.km	2022-01-01	2022-12-31	Defra	2025	Tier 1	AR5	0	0	0	0.54335727	
Hitit Headquarter	Air Travel International, to/from non-UK Economy class With RF	457.20322066 passenger.km	2022-01-01	2022-12-31	Defra	2025	Tier 1	AR5	0	0	0	0.0499083	
Hitit Headquarter	Air Travel International, to/from non-UK Economy class With RF	4,282.96397146 passenger.km	2022-01-01	2022-12-31	Defra	2025	Tier 1	AR5	0	0	0	0.46752835	
Hitit Headquarter	Air Travel International, to/from non-UK Economy class With RF	10,610.75793752 passenger.km	2022-01-01	2022-12-31	Defra	2025	Tier 1	AR5	0	0	0	1.15827034	
Hitit Headquarter	Air Travel International, to/from non-UK Economy class With RF	5,959.59995168 passenger.km	2022-01-01	2022-12-31	Defra	2025	Tier 1	AR5	0	0	0	0.65054993	
Hitit Headquarter	Air Travel International, to/from non-UK Economy class With RF	2,204.10133632 passenger.km	2022-01-01	2022-12-31	Defra	2025	Tier 1	AR5	0	0	0	0.2405997	
Hitit Headquarter	Air Travel International, to/from non-UK Economy class With RF	7,888.07498471 passenger.km	2022-01-01	2022-12-31	Defra	2025	Tier 1	AR5	0	0	0	0.86106227	
Hitit Headquarter	Air Travel International, to/from non-UK Economy class With RF	7,888.07498471 passenger.km	2022-01-01	2022-12-31	Defra	2025	Tier 1	AR5	0	0	0	0.86106227	
Hitit Headquarter	Air Travel International, to/from non-UK Economy class With RF	7,888.07498471 passenger.km	2022-01-01	2022-12-31	Defra	2025	Tier 1	AR5	0	0	0	0.86106227	
Hitit Headquarter	Air Travel International, to/from non-UK Economy class With RF	2,754.39397895 passenger.km	2022-01-01	2022-12-31	Defra	2025	Tier 1	AR5	0	0	0	0.30066965	
Hitit Headquarter	Air Travel International, to/from non-UK Business class With RF	7,888.07498471 passenger.km	2022-01-01	2022-12-31	Defra	2025	Tier 1	AR5	0	0	0	2.49704902	
Hitit Headquarter	Air Travel International, to/from non-UK Business class With RF	7,888.07498471 passenger.km	2022-01-01	2022-12-31	Defra	2025	Tier 1	AR5	0	0	0	2.49704902	
Hitit Headquarter	Air Travel International, to/from non-UK Business class With RF	7,888.07498471 passenger.km	2022-01-01	2022-12-31	Defra	2025	Tier 1	AR5	0	0	0	2.49704902	
Hitit Headquarter	Air Travel International, to/from non-UK Economy class With RF	974.11525452 passenger.km	2022-01-01	2022-12-31	Defra	2025	Tier 1	AR5	0	0	0	0.10633442	

Facility	Emission Source	Activity Data	Start Date	End Date	EF Reference	EF Year	Tier Quality	AR	tCO <sub>2</sub>	tCH <sub>4</sub>	tN <sub>2</sub> O	tCO <sub>2</sub> e	Description
Hitit Headquarter	Air Travel International, to/from non-UK Economy class With RF	6,056.67202254 passenger.km	2022-01-01	2022-12-31	Defra	2025	Tier 1	AR5	0	0	0	0.66114632	
Hitit Headquarter	Air Travel International, to/from non-UK Economy class With RF	1,682.20447821 passenger.km	2022-01-01	2022-12-31	Defra	2025	Tier 1	AR5	0	0	0	0.18362944	
Hitit Headquarter	Air Travel International, to/from non-UK Economy class With RF	717.14125225 passenger.km	2022-01-01	2022-12-31	Defra	2025	Tier 1	AR5	0	0	0	0.07828314	
Hitit Headquarter	Air Travel International, to/from non-UK Economy class With RF	7,093.38983358 passenger.km	2022-01-01	2022-12-31	Defra	2025	Tier 1	AR5	0	0	0	0.77431443	
Hitit Headquarter	Air Travel International, to/from non-UK Economy class With RF	2,598.68520639 passenger.km	2022-01-01	2022-12-31	Defra	2025	Tier 1	AR5	0	0	0	0.28367248	
Hitit Headquarter	Air Travel International, to/from non-UK Economy class With RF	5,959.59995168 passenger.km	2022-01-01	2022-12-31	Defra	2025	Tier 1	AR5	0	0	0	0.65054993	
Hitit Headquarter	Air Travel International, to/from non-UK Economy class With RF	5,405.51170841 passenger.km	2022-01-01	2022-12-31	Defra	2025	Tier 1	AR5	0	0	0	0.59006566	
Hitit Headquarter	Air Travel International, to/from non-UK Economy class With RF	15,024.36137606 passenger.km	2022-01-01	2022-12-31	Defra	2025	Tier 1	AR5	0	0	0	1.64005929	
Hitit Headquarter	Air Travel International, to/from non-UK Economy class With RF	15,024.36137606 passenger.km	2022-01-01	2022-12-31	Defra	2025	Tier 1	AR5	0	0	0	1.64005929	
Hitit Headquarter	Air Travel International, to/from non-UK Economy class With RF	15,024.36137606 passenger.km	2022-01-01	2022-12-31	Defra	2025	Tier 1	AR5	0	0	0	1.64005929	
Hitit Headquarter	Air Travel International, to/from non-UK Economy class With RF	7,512.18068803 passenger.km	2022-01-01	2022-12-31	Defra	2025	Tier 1	AR5	0	0	0	0.82002964	
Hitit Headquarter	Air Travel International, to/from non-UK Business class With RF	1,507.49268475 passenger.km	2022-01-01	2022-12-31	Defra	2025	Tier 1	AR5	0	0	0	0.47721188	
Hitit Headquarter	Air Travel International, to/from non-UK Economy class With RF	4,473.32719615 passenger.km	2022-01-01	2022-12-31	Defra	2025	Tier 1	AR5	0	0	0	0.4883084	
Hitit Headquarter	Air Travel International, to/from non-UK Economy class With RF	958.51658015 passenger.km	2022-01-01	2022-12-31	Defra	2025	Tier 1	AR5	0	0	0	0.10463167	

Facility	Emission Source	Activity Data	Start Date	End Date	EF Reference	EF Year	Tier Quality	AR	tCO <sub>2</sub>	tCH <sub>4</sub>	tN <sub>2</sub> O	tCO <sub>2</sub> e	Description
Hitit Headquarter	Air Travel International, to/from non-UK Economy class With RF	1,265.81393377 passenger.km	2022-01-01	2022-12-31	Defra	2025	Tier 1	AR5	0	0	0	0.13817625	
Hitit Headquarter	Air Travel International, to/from non-UK Economy class With RF	2,611.89237743 passenger.km	2022-01-01	2022-12-31	Defra	2025	Tier 1	AR5	0	0	0	0.28511417	
Hitit Headquarter	Air Travel International, to/from non-UK Economy class With RF	654.22098292 passenger.km	2022-01-01	2022-12-31	Defra	2025	Tier 1	AR5	0	0	0	0.07141476	
Hitit Headquarter	Air Travel International, to/from non-UK Business class With RF	753.74634237 passenger.km	2022-01-01	2022-12-31	Defra	2025	Tier 1	AR5	0	0	0	0.23860594	
Hitit Headquarter	Air Travel International, to/from non-UK Economy class With RF	554.3236547 passenger.km	2022-01-01	2022-12-31	Defra	2025	Tier 1	AR5	0	0	0	0.06050997	
Hitit Headquarter	Air Travel International, to/from non-UK Economy class With RF	2,101.43214698 passenger.km	2022-01-01	2022-12-31	Defra	2025	Tier 1	AR5	0	0	0	0.22939233	
Hitit Headquarter	Air Travel International, to/from non-UK Economy class With RF	2,204.10133632 passenger.km	2022-01-01	2022-12-31	Defra	2025	Tier 1	AR5	0	0	0	0.2405997	
Hitit Headquarter	Air Travel International, to/from non-UK Economy class With RF	16,775.69618912 passenger.km	2022-01-01	2022-12-31	Defra	2025	Tier 1	AR5	0	0	0	1.831235	
Hitit Headquarter	Air Travel International, to/from non-UK Economy class With RF	1,014.60617677 passenger.km	2022-01-01	2022-12-31	Defra	2025	Tier 1	AR5	0	0	0	0.11075441	
Hitit Headquarter	Air Travel International, to/from non-UK Economy class With RF	5,511.8505703 passenger.km	2022-01-01	2022-12-31	Defra	2025	Tier 1	AR5	0	0	0	0.60167361	
Hitit Headquarter	Air Travel International, to/from non-UK Economy class With RF	5,511.8505703 passenger.km	2022-01-01	2022-12-31	Defra	2025	Tier 1	AR5	0	0	0	0.60167361	
Hitit Headquarter	Air Travel International, to/from non-UK Economy class With RF	7,888.07498471 passenger.km	2022-01-01	2022-12-31	Defra	2025	Tier 1	AR5	0	0	0	0.86106227	
Hitit Headquarter	Air Travel International, to/from non-UK Economy class With RF	4,340.96636727 passenger.km	2022-01-01	2022-12-31	Defra	2025	Tier 1	AR5	0	0	0	0.47385989	
Hitit Headquarter	Air Travel International, to/from non-UK Economy class With RF	3,515.39363853 passenger.km	2022-01-01	2022-12-31	Defra	2025	Tier 1	AR5	0	0	0	0.38374037	

Facility	Emission Source	Activity Data	Start Date	End Date	EF Reference	EF Year	Tier Quality	AR	tCO <sub>2</sub>	tCH <sub>4</sub>	tN <sub>2</sub> O	tCO <sub>2</sub> e	Description
Hitit Headquarter	Air Travel International, to/from non-UK Economy class With RF	2,655.75580168 passenger.km	2022-01-01	2022-12-31	Defra	2025	Tier 1	AR5	0	0	0	0.2899023	
Hitit Headquarter	Air Travel International, to/from non-UK Economy class With RF	2,101.43214698 passenger.km	2022-01-01	2022-12-31	Defra	2025	Tier 1	AR5	0	0	0	0.22939233	
Hitit Headquarter	Air Travel International, to/from non-UK Business class With RF	753.74634237 passenger.km	2022-01-01	2022-12-31	Defra	2025	Tier 1	AR5	0	0	0	0.23860594	
Hitit Headquarter	Air Travel International, to/from non-UK Economy class With RF	4,977.62247909 passenger.km	2022-01-01	2022-12-31	Defra	2025	Tier 1	AR5	0	0	0	0.54335727	
Hitit Headquarter	Air Travel International, to/from non-UK Economy class With RF	3,515.39363853 passenger.km	2022-01-01	2022-12-31	Defra	2025	Tier 1	AR5	0	0	0	0.38374037	
Hitit Headquarter	Air Travel International, to/from non-UK Economy class With RF	2,754.39397895 passenger.km	2022-01-01	2022-12-31	Defra	2025	Tier 1	AR5	0	0	0	0.30066965	
Hitit Headquarter	Air Travel International, to/from non-UK Economy class With RF	753.74634237 passenger.km	2022-01-01	2022-12-31	Defra	2025	Tier 1	AR5	0	0	0	0.08227895	
Hitit Headquarter	Air Travel International, to/from non-UK Economy class With RF	6,077.73744418 passenger.km	2022-01-01	2022-12-31	Defra	2025	Tier 1	AR5	0	0	0	0.66344582	
Hitit Headquarter	Air Travel International, to/from non-UK Economy class With RF	6,077.73744418 passenger.km	2022-01-01	2022-12-31	Defra	2025	Tier 1	AR5	0	0	0	0.66344582	
Hitit Headquarter	Air Travel International, to/from non-UK Economy class With RF	4,977.62247909 passenger.km	2022-01-01	2022-12-31	Defra	2025	Tier 1	AR5	0	0	0	0.54335727	
Hitit Headquarter	Air Travel International, to/from non-UK Economy class With RF	2,488.81123954 passenger.km	2022-01-01	2022-12-31	Defra	2025	Tier 1	AR5	0	0	0	0.27167863	
Hitit Headquarter	Air Travel International, to/from non-UK Economy class With RF	2,488.81123954 passenger.km	2022-01-01	2022-12-31	Defra	2025	Tier 1	AR5	0	0	0	0.27167863	
Hitit Headquarter	Air Travel International, to/from non-UK Business class With RF	2,488.81123954 passenger.km	2022-01-01	2022-12-31	Defra	2025	Tier 1	AR5	0	0	0	0.78785809	
Hitit Headquarter	Air Travel International, to/from non-UK Economy class With RF	2,183.75780988 passenger.km	2022-01-01	2022-12-31	Defra	2025	Tier 1	AR5	0	0	0	0.238379	

Facility	Emission Source	Activity Data	Start Date	End Date	EF Reference	EF Year	Tier Quality	AR	tCO <sub>2</sub>	tCH <sub>4</sub>	tN <sub>2</sub> O	tCO <sub>2</sub> e	Description
Hitit Headquarter	Air Travel International, to/from non-UK Economy class With RF	16,775.69618912 passenger.km	2022-01-01	2022-12-31	Defra	2025	Tier 1	AR5	0	0	0	1.831235	
Hitit Headquarter	Air Travel International, to/from non-UK Economy class With RF	4,352.00338333 passenger.km	2022-01-01	2022-12-31	Defra	2025	Tier 1	AR5	0	0	0	0.47506469	
Hitit Headquarter	Air Travel International, to/from non-UK Economy class With RF	4,352.00338333 passenger.km	2022-01-01	2022-12-31	Defra	2025	Tier 1	AR5	0	0	0	0.47506469	
Hitit Headquarter	Air Travel International, to/from non-UK Business class With RF	12,583.95569909 passenger.km	2022-01-01	2022-12-31	Defra	2025	Tier 1	AR5	0	0	0	3.98357702	
Hitit Headquarter	Air Travel International, to/from non-UK Business class With RF	12,583.95569909 passenger.km	2022-01-01	2022-12-31	Defra	2025	Tier 1	AR5	0	0	0	3.98357702	
Hitit Headquarter	Air Travel International, to/from non-UK Economy class With RF	16,475.59709389 passenger.km	2022-01-01	2022-12-31	Defra	2025	Tier 1	AR5	0	0	0	1.79847618	
Hitit Headquarter	Air Travel International, to/from non-UK Economy class With RF	16,475.59709389 passenger.km	2022-01-01	2022-12-31	Defra	2025	Tier 1	AR5	0	0	0	1.79847618	
Hitit Headquarter	Air Travel International, to/from non-UK Economy class With RF	5,216.78548238 passenger.km	2022-01-01	2022-12-31	Defra	2025	Tier 1	AR5	0	0	0	0.5694643	
Hitit Headquarter	Air Travel International, to/from non-UK Economy class With RF	2,754.39397895 passenger.km	2022-01-01	2022-12-31	Defra	2025	Tier 1	AR5	0	0	0	0.30066965	
Hitit Headquarter	Air Travel International, to/from non-UK Economy class With RF	2,276.46496408 passenger.km	2022-01-01	2022-12-31	Defra	2025	Tier 1	AR5	0	0	0	0.24849892	
Hitit Headquarter	Air Travel International, to/from non-UK Economy class With RF	9,212.49699359 passenger.km	2022-01-01	2022-12-31	Defra	2025	Tier 1	AR5	0	0	0	1.00563617	
Hitit Headquarter	Air Travel International, to/from non-UK Economy class With RF	4,427.24518867 passenger.km	2022-01-01	2022-12-31	Defra	2025	Tier 1	AR5	0	0	0	0.48327808	
Hitit Headquarter	Air Travel International, to/from non-UK Economy class With RF	9,212.49699359 passenger.km	2022-01-01	2022-12-31	Defra	2025	Tier 1	AR5	0	0	0	1.00563617	
Hitit Headquarter	Air Travel International, to/from non-UK Economy class With RF	9,212.49699359 passenger.km	2022-01-01	2022-12-31	Defra	2025	Tier 1	AR5	0	0	0	1.00563617	

Facility	Emission Source	Activity Data	Start Date	End Date	EF Reference	EF Year	Tier Quality	AR	tCO <sub>2</sub>	tCH <sub>4</sub>	tN <sub>2</sub> O	tCO <sub>2</sub> e	Description
Hitit Headquarter	Air Travel International, to/from non-UK Economy class With RF	6,055.35476024 passenger.km	2022-01-01	2022-12-31	Defra	2025	Tier 1	AR5	0	0	0	0.66100253	
Hitit Headquarter	Air Travel International, to/from non-UK Economy class With RF	2,213.62259434 passenger.km	2022-01-01	2022-12-31	Defra	2025	Tier 1	AR5	0	0	0	0.24163904	
Hitit Headquarter	Air Travel International, to/from non-UK Economy class With RF	2,213.62259434 passenger.km	2022-01-01	2022-12-31	Defra	2025	Tier 1	AR5	0	0	0	0.24163904	
Hitit Headquarter	Air Travel International, to/from non-UK Economy class With RF	457.20322066 passenger.km	2022-01-01	2022-12-31	Defra	2025	Tier 1	AR5	0	0	0	0.0499083	
Hitit Headquarter	Air Travel International, to/from non-UK Business class With RF	7,842.87233109 passenger.km	2022-01-01	2022-12-31	Defra	2025	Tier 1	AR5	0	0	0	2.48273967	
Hitit Headquarter	Air Travel International, to/from non-UK Economy class With RF	7,842.87233109 passenger.km	2022-01-01	2022-12-31	Defra	2025	Tier 1	AR5	0	0	0	0.85612794	
Hitit Headquarter	Air Travel International, to/from non-UK Economy class With RF	9,212.49699359 passenger.km	2022-01-01	2022-12-31	Defra	2025	Tier 1	AR5	0	0	0	1.00563617	
Hitit Headquarter	Air Travel International, to/from non-UK Economy class With RF	2,035.07835252 passenger.km	2022-01-01	2022-12-31	Defra	2025	Tier 1	AR5	0	0	0	0.22214915	
Hitit Headquarter	Air Travel International, to/from non-UK Economy class With RF	3,305.88798671 passenger.km	2022-01-01	2022-12-31	Defra	2025	Tier 1	AR5	0	0	0	0.36087073	
Hitit Headquarter	Air Travel International, to/from non-UK Economy class With RF	759.41126252 passenger.km	2022-01-01	2022-12-31	Defra	2025	Tier 1	AR5	0	0	0	0.08289733	
Hitit Headquarter	Air Travel International, to/from non-UK Economy class With RF	759.41126252 passenger.km	2022-01-01	2022-12-31	Defra	2025	Tier 1	AR5	0	0	0	0.08289733	
Hitit Headquarter	Air Travel International, to/from non-UK Economy class With RF	759.41126252 passenger.km	2022-01-01	2022-12-31	Defra	2025	Tier 1	AR5	0	0	0	0.08289733	
Hitit Headquarter	Air Travel International, to/from non-UK Economy class With RF	9,212.49699359 passenger.km	2022-01-01	2022-12-31	Defra	2025	Tier 1	AR5	0	0	0	1.00563617	
Hitit Headquarter	Air Travel International, to/from non-UK Economy class With RF	9,212.49699359 passenger.km	2022-01-01	2022-12-31	Defra	2025	Tier 1	AR5	0	0	0	1.00563617	

Facility	Emission Source	Activity Data	Start Date	End Date	EF Reference	EF Year	Tier Quality	AR	tCO <sub>2</sub>	tCH <sub>4</sub>	tN <sub>2</sub> O	tCO <sub>2</sub> e	Description
Hitit Headquarter	Air Travel International, to/from non-UK Economy class With RF	7,942.09156592 passenger.km	2022-01-01	2022-12-31	Defra	2025	Tier 1	AR5	0	0	0	0.86695872	
Hitit Headquarter	Air Travel International, to/from non-UK Economy class With RF	7,842.87233109 passenger.km	2022-01-01	2022-12-31	Defra	2025	Tier 1	AR5	0	0	0	0.85612794	
Hitit Headquarter	Air Travel International, to/from non-UK Economy class With RF	7,842.87233109 passenger.km	2022-01-01	2022-12-31	Defra	2025	Tier 1	AR5	0	0	0	0.85612794	
Hitit Headquarter	Air Travel International, to/from non-UK Economy class With RF	7,842.87233109 passenger.km	2022-01-01	2022-12-31	Defra	2025	Tier 1	AR5	0	0	0	0.85612794	
Hitit Headquarter	Air Travel International, to/from non-UK Economy class With RF	7,842.87233109 passenger.km	2022-01-01	2022-12-31	Defra	2025	Tier 1	AR5	0	0	0	0.85612794	
Hitit Headquarter	Air Travel International, to/from non-UK Economy class With RF	2,285.60977896 passenger.km	2022-01-01	2022-12-31	Defra	2025	Tier 1	AR5	0	0	0	0.24949716	
Hitit Headquarter	Air Travel International, to/from non-UK Business class With RF	1,731.28612426 passenger.km	2022-01-01	2022-12-31	Defra	2025	Tier 1	AR5	0	0	0	0.54805594	
Hitit Headquarter	Air Travel International, to/from non-UK Economy class With RF	3,944.03749236 passenger.km	2022-01-01	2022-12-31	Defra	2025	Tier 1	AR5	0	0	0	0.43053113	
Hitit Headquarter	Air Travel International, to/from non-UK Economy class With RF	3,785.87568853 passenger.km	2022-01-01	2022-12-31	Defra	2025	Tier 1	AR5	0	0	0	0.41326619	
Hitit Headquarter	Air Travel International, to/from non-UK Economy class With RF	9,212.49699359 passenger.km	2022-01-01	2022-12-31	Defra	2025	Tier 1	AR5	0	0	0	1.00563617	
Hitit Headquarter	Air Travel International, to/from non-UK Economy class With RF	9,212.49699359 passenger.km	2022-01-01	2022-12-31	Defra	2025	Tier 1	AR5	0	0	0	1.00563617	
Hitit Headquarter	Air Travel International, to/from non-UK Economy class With RF	10,610.75793752 passenger.km	2022-01-01	2022-12-31	Defra	2025	Tier 1	AR5	0	0	0	1.15827034	
Hitit Headquarter	Air Travel International, to/from non-UK Economy class With RF	10,610.75793752 passenger.km	2022-01-01	2022-12-31	Defra	2025	Tier 1	AR5	0	0	0	1.15827034	
Hitit Headquarter	Air Travel International, to/from non-UK Economy class With RF	10,610.75793752 passenger.km	2022-01-01	2022-12-31	Defra	2025	Tier 1	AR5	0	0	0	1.15827034	

Facility	Emission Source	Activity Data	Start Date	End Date	EF Reference	EF Year	Tier Quality	AR	tCO <sub>2</sub>	tCH <sub>4</sub>	tN <sub>2</sub> O	tCO <sub>2</sub> e	Description
Hitit Headquarter	Air Travel International, to/from non-UK Economy class With RF	10,610.75793752 passenger.km	2022-01-01	2022-12-31	Defra	2025	Tier 1	AR5	0	0	0	1.15827034	
Hitit Headquarter	Air Travel International, to/from non-UK Economy class With RF	10,610.75793752 passenger.km	2022-01-01	2022-12-31	Defra	2025	Tier 1	AR5	0	0	0	1.15827034	
Hitit Headquarter	Air Travel International, to/from non-UK Economy class With RF	4,213.42516077 passenger.km	2022-01-01	2022-12-31	Defra	2025	Tier 1	AR5	0	0	0	0.45993749	
Hitit Headquarter	Air Travel International, to/from non-UK Business class With RF	517.73118803 passenger.km	2022-01-01	2022-12-31	Defra	2025	Tier 1	AR5	0	0	0	0.16389298	
Hitit Headquarter	Air Travel International, to/from non-UK Economy class With RF	3,944.03749236 passenger.km	2022-01-01	2022-12-31	Defra	2025	Tier 1	AR5	0	0	0	0.43053113	
Hitit Headquarter	Air Travel International, to/from non-UK Economy class With RF	5,216.78548238 passenger.km	2022-01-01	2022-12-31	Defra	2025	Tier 1	AR5	0	0	0	0.5694643	
Hitit Headquarter	Air Travel International, to/from non-UK Economy class With RF	15,024.36137606 passenger.km	2022-01-01	2022-12-31	Defra	2025	Tier 1	AR5	0	0	0	1.64005929	
Hitit Headquarter	Air Travel International, to/from non-UK Economy class With RF	1,035.46237607 passenger.km	2022-01-01	2022-12-31	Defra	2025	Tier 1	AR5	0	0	0	0.11303107	
Hitit Headquarter	Air Travel International, to/from non-UK Economy class With RF	517.73118803 passenger.km	2022-01-01	2022-12-31	Defra	2025	Tier 1	AR5	0	0	0	0.05651554	
Hitit Headquarter	Air Travel International, to/from non-UK Economy class With RF	4,560.98318892 passenger.km	2022-01-01	2022-12-31	Defra	2025	Tier 1	AR5	0	0	0	0.49787692	
Hitit Headquarter	Air Travel International, to/from non-UK Economy class With RF	2,280.49159446 passenger.km	2022-01-01	2022-12-31	Defra	2025	Tier 1	AR5	0	0	0	0.24893846	
Hitit Headquarter	Air Travel International, to/from non-UK Economy class With RF	2,280.49159446 passenger.km	2022-01-01	2022-12-31	Defra	2025	Tier 1	AR5	0	0	0	0.24893846	
Hitit Headquarter	Air Travel International, to/from non-UK Economy class With RF	11,574.80772667 passenger.km	2022-01-01	2022-12-31	Defra	2025	Tier 1	AR5	0	0	0	1.26350601	
Hitit Headquarter	Air Travel International, to/from non-UK Economy class With RF	4,282.96397146 passenger.km	2022-01-01	2022-12-31	Defra	2025	Tier 1	AR5	0	0	0	0.46752835	

Facility	Emission Source	Activity Data	Start Date	End Date	EF Reference	EF Year	Tier Quality	AR	tCO <sub>2</sub>	tCH <sub>4</sub>	tN <sub>2</sub> O	tCO <sub>2</sub> e	Description
Hitit Headquarter	Air Travel International, to/from non-UK Economy class With RF	14,237.82969407 passenger.km	2022-01-01	2022-12-31	Defra	2025	Tier 1	AR5	0	0	0	1.55420149	
Hitit Headquarter	Air Travel International, to/from non-UK Economy class With RF	926.18336564 passenger.km	2022-01-01	2022-12-31	Defra	2025	Tier 1	AR5	0	0	0	0.10110218	
Hitit Headquarter	Air Travel International, to/from non-UK Economy class With RF	6,610.74785108 passenger.km	2022-01-01	2022-12-31	Defra	2025	Tier 1	AR5	0	0	0	0.72162924	
Hitit Headquarter	Air Travel International, to/from non-UK Economy class With RF	6,610.74785108 passenger.km	2022-01-01	2022-12-31	Defra	2025	Tier 1	AR5	0	0	0	0.72162924	
Hitit Headquarter	Air Travel International, to/from non-UK Economy class With RF	11,574.80772667 passenger.km	2022-01-01	2022-12-31	Defra	2025	Tier 1	AR5	0	0	0	1.26350601	
Hitit Headquarter	Air Travel International, to/from non-UK Economy class With RF	3,685.0795568 passenger.km	2022-01-01	2022-12-31	Defra	2025	Tier 1	AR5	0	0	0	0.40226328	
Hitit Headquarter	Air Travel International, to/from non-UK Economy class With RF	19,914.58732856 passenger.km	2022-01-01	2022-12-31	Defra	2025	Tier 1	AR5	0	0	0	2.17387635	
Hitit Headquarter	Air Travel International, to/from non-UK Economy class With RF	19,914.58732856 passenger.km	2022-01-01	2022-12-31	Defra	2025	Tier 1	AR5	0	0	0	2.17387635	
Hitit Headquarter	Air Travel International, to/from non-UK Economy class With RF	5,995.83591863 passenger.km	2022-01-01	2022-12-31	Defra	2025	Tier 1	AR5	0	0	0	0.65450545	
Hitit Headquarter	Air Travel International, to/from non-UK Economy class With RF	10,016.12728935 passenger.km	2022-01-01	2022-12-31	Defra	2025	Tier 1	AR5	0	0	0	1.09336045	
Hitit Headquarter	Air Travel International, to/from non-UK Economy class With RF	13,991.91612282 passenger.km	2022-01-01	2022-12-31	Defra	2025	Tier 1	AR5	0	0	0	1.52735756	
Hitit Headquarter	Air Travel International, to/from non-UK Business class With RF	19,914.58732856 passenger.km	2022-01-01	2022-12-31	Defra	2025	Tier 1	AR5	0	0	0	6.30416176	
Hitit Headquarter	Air Travel International, to/from non-UK Business class With RF	19,914.58732856 passenger.km	2022-01-01	2022-12-31	Defra	2025	Tier 1	AR5	0	0	0	6.30416176	
Hitit Headquarter	Air Travel International, to/from non-UK Business class With RF	19,914.58732856 passenger.km	2022-01-01	2022-12-31	Defra	2025	Tier 1	AR5	0	0	0	6.30416176	

Facility	Emission Source	Activity Data	Start Date	End Date	EF Reference	EF Year	Tier Quality	AR	tCO <sub>2</sub>	tCH <sub>4</sub>	tN <sub>2</sub> O	tCO <sub>2</sub> e	Description
Hitit Headquarter	Air Travel International, to/from non-UK Economy class With RF	9,789.13174455 passenger.km	2022-01-01	2022-12-31	Defra	2025	Tier 1	AR5	0	0	0	1.06858162	
Hitit Headquarter	Air Travel International, to/from non-UK Economy class With RF	2,246.48770794 passenger.km	2022-01-01	2022-12-31	Defra	2025	Tier 1	AR5	0	0	0	0.2452266	
Hitit Headquarter	Air Travel International, to/from non-UK Economy class With RF	2,246.48770794 passenger.km	2022-01-01	2022-12-31	Defra	2025	Tier 1	AR5	0	0	0	0.2452266	
Hitit Headquarter	Air Travel International, to/from non-UK Economy class With RF	5,079.99294107 passenger.km	2022-01-01	2022-12-31	Defra	2025	Tier 1	AR5	0	0	0	0.55453203	
Hitit Headquarter	Air Travel International, to/from non-UK Economy class With RF	22,003.02903232 passenger.km	2022-01-01	2022-12-31	Defra	2025	Tier 1	AR5	0	0	0	2.40185065	
Hitit Headquarter	Air Travel International, to/from non-UK Economy class With RF	1,367.46109037 passenger.km	2022-01-01	2022-12-31	Defra	2025	Tier 1	AR5	0	0	0	0.14927205	
Hitit Headquarter	Air Travel International, to/from non-UK Economy class With RF	1,716.83282538 passenger.km	2022-01-01	2022-12-31	Defra	2025	Tier 1	AR5	0	0	0	0.18740947	
Hitit Headquarter	Air Travel International, to/from non-UK Economy class With RF	4,576.77137604 passenger.km	2022-01-01	2022-12-31	Defra	2025	Tier 1	AR5	0	0	0	0.49960036	
Hitit Headquarter	Air Travel International, to/from non-UK Economy class With RF	9,214.6328796 passenger.km	2022-01-01	2022-12-31	Defra	2025	Tier 1	AR5	0	0	0	1.00586933	
Hitit Headquarter	Air Travel International, to/from non-UK Economy class With RF	16,053.59458517 passenger.km	2022-01-01	2022-12-31	Defra	2025	Tier 1	AR5	0	0	0	1.75241038	
Hitit Headquarter	Air Travel International, to/from non-UK Economy class With RF	1,734.57075986 passenger.km	2022-01-01	2022-12-31	Defra	2025	Tier 1	AR5	0	0	0	0.18934574	
Hitit Headquarter	Air Travel International, to/from non-UK Economy class With RF	16,053.59458517 passenger.km	2022-01-01	2022-12-31	Defra	2025	Tier 1	AR5	0	0	0	1.75241038	
Hitit Headquarter	Air Travel International, to/from non-UK Economy class With RF	16,053.59458517 passenger.km	2022-01-01	2022-12-31	Defra	2025	Tier 1	AR5	0	0	0	1.75241038	
Hitit Headquarter	Air Travel International, to/from non-UK Business class With RF	8,048.39450887 passenger.km	2022-01-01	2022-12-31	Defra	2025	Tier 1	AR5	0	0	0	2.54779977	

Facility	Emission Source	Activity Data	Start Date	End Date	EF Reference	EF Year	Tier Quality	AR	tCO <sub>2</sub>	tCH <sub>4</sub>	tN <sub>2</sub> O	tCO <sub>2</sub> e	Description
Hitit Headquarter	Air Travel International, to/from non-UK Economy class With RF	851.85170786 passenger.km	2022-01-01	2022-12-31	Defra	2025	Tier 1	AR5	0	0	0	0.09298813	
Hitit Headquarter	Air Travel International, to/from non-UK Economy class With RF	851.85170786 passenger.km	2022-01-01	2022-12-31	Defra	2025	Tier 1	AR5	0	0	0	0.09298813	
Hitit Headquarter	Air Travel International, to/from non-UK Economy class With RF	1,668.32531203 passenger.km	2022-01-01	2022-12-31	Defra	2025	Tier 1	AR5	0	0	0	0.18211439	
Hitit Headquarter	Air Travel International, to/from non-UK Economy class With RF	1,716.83282538 passenger.km	2022-01-01	2022-12-31	Defra	2025	Tier 1	AR5	0	0	0	0.18740947	
Hitit Headquarter	Air Travel International, to/from non-UK Economy class With RF	10,610.75793752 passenger.km	2022-01-01	2022-12-31	Defra	2025	Tier 1	AR5	0	0	0	1.15827034	
Hitit Headquarter	Air Travel International, to/from non-UK Economy class With RF	10,610.75793752 passenger.km	2022-01-01	2022-12-31	Defra	2025	Tier 1	AR5	0	0	0	1.15827034	
Hitit Headquarter	Air Travel International, to/from non-UK Economy class With RF	10,610.75793752 passenger.km	2022-01-01	2022-12-31	Defra	2025	Tier 1	AR5	0	0	0	1.15827034	
Hitit Headquarter	Air Travel International, to/from non-UK Economy class With RF	7,888.07498471 passenger.km	2022-01-01	2022-12-31	Defra	2025	Tier 1	AR5	0	0	0	0.86106227	
Hitit Headquarter	Air Travel International, to/from non-UK Economy class With RF	717.14125225 passenger.km	2022-01-01	2022-12-31	Defra	2025	Tier 1	AR5	0	0	0	0.07828314	
Hitit Headquarter	Air Travel International, to/from non-UK Business class With RF	7,888.07498471 passenger.km	2022-01-01	2022-12-31	Defra	2025	Tier 1	AR5	0	0	0	2.49704902	
Hitit Headquarter	Air Travel International, to/from non-UK Economy class With RF	3,028.33601127 passenger.km	2022-01-01	2022-12-31	Defra	2025	Tier 1	AR5	0	0	0	0.33057316	
Hitit Headquarter	Air Travel International, to/from non-UK Economy class With RF	1,507.49268475 passenger.km	2022-01-01	2022-12-31	Defra	2025	Tier 1	AR5	0	0	0	0.1645579	
Hitit Headquarter	Air Travel International, to/from non-UK Economy class With RF	3,028.33601127 passenger.km	2022-01-01	2022-12-31	Defra	2025	Tier 1	AR5	0	0	0	0.33057316	
Hitit Headquarter	Air Travel International, to/from non-UK Economy class With RF	6,056.67202254 passenger.km	2022-01-01	2022-12-31	Defra	2025	Tier 1	AR5	0	0	0	0.66114632	

Facility	Emission Source	Activity Data	Start Date	End Date	EF Reference	EF Year	Tier Quality	AR	tCO <sub>2</sub>	tCH <sub>4</sub>	tN <sub>2</sub> O	tCO <sub>2</sub> e	Description
Hitit Headquarter	Air Travel International, to/from non-UK Economy class With RF	18,915.42976963 passenger.km	2022-01-01	2022-12-31	Defra	2025	Tier 1	AR5	0	0	0	2.06480831	
Hitit Headquarter	Air Travel International, to/from non-UK Economy class With RF	1,507.49268475 passenger.km	2022-01-01	2022-12-31	Defra	2025	Tier 1	AR5	0	0	0	0.1645579	

### 3.7 Employee Commuting

Facility	Emission Source	Activity Data	Start Date	End Date	EF Reference	EF Year	Tier Quality	AR	tCO <sub>2</sub>	tCH <sub>4</sub>	tN <sub>2</sub> O	tCO <sub>2</sub> e	Description
Hitit Headquarter	Personnel Services	19,396 km	2022-01-01	2022-12-31	IVECO ICCT	2019	Tier 1	AR5	0	0	0	4.053764	Teknokent
Hitit Headquarter	Homeworking (office equipment + heating)	621,975.86 per FTE Working Hour	2022-01-01	2022-12-31	Defra	2025	Tier 1	AR5	0	0	0	207.60310255	

### 3.9 Downstream Transportation and Distribution

Facility	Emission Source	Activity Data	Start Date	End Date	EF Reference	EF Year	Tier Quality	AR	tCO <sub>2</sub>	tCH <sub>4</sub>	tN <sub>2</sub> O	tCO <sub>2</sub> e	Description
Hitit Headquarter	Road Freight Vans Average (up to 3.5 tonnes) Unknown	2.336568 tonne.km	2022-01-01	2022-12-31	Defra	2023	Tier 1	AR5	0	0	0	0.00134385	Teknokent Ofis, Pil Atığı
Hitit Headquarter	Road Freight Vans Average (up to 3.5 tonnes) Unknown	20.32784 tonne.km	2022-01-01	2022-12-31	Defra	2023	Tier 1	AR5	0	0	0	0.01169135	Teknokent Ofis, Kağıt Atığı
Hitit Headquarter	Road Freight Vans Average (up to 3.5 tonnes) Unknown	0.934648 tonne.km	2022-01-01	2022-12-31	Defra	2023	Tier 1	AR5	0	0	0	0.00053755	Teknokent Ofis, Plastik Atık

### 3.11 Use of Sold Products

Facility	Emission Source	Activity Data	Start Date	End Date	EF Reference	EF Year	Tier Quality	AR	tCO <sub>2</sub>	tCH <sub>4</sub>	tN <sub>2</sub> O	tCO <sub>2</sub> e	Description
Hitit Headquarter	Electricity Generation - energy_generation	216,000 kWh	2022-01-01	2022-12-31	Türkiye National Inventory	2021	Tier 2	AR6	0	0	0	94.824	



## 8. PROPERTIES OF FUEL TABLE

---

Emission Source	Calorific Value	Density	Description
-----------------	-----------------	---------	-------------

*No data available.*


**9. UNCERTAINTY CALCULATION TABLE**

Cumulative Uncertainty: 3.84107%

 Level of insurance: ■ Good (Reliable)

Source: EU ETS Monitoring and Reporting Regulation (MRR)

\* Manually measured

**SCOPE 1**

Sub-Category	Emission Source	Activity Data	Activity Data Uncertainty	EF	EF Uncertainty	tCO <sub>2</sub> e	Calculated Emission Uncertainty	Variable 1	Variable 2
1.1 Stationary Combustion	Doğal Gaz (HİTİT BİLGİSAYAR HİZMETLERİ A.Ş.)	1,426.41 m3	7%*	0.00193837 tCO <sub>2</sub> e/m3	7%*	2.7649035	9.89949494%	27.37114816	749.1797516
1.2 Mobile Combustion	Benzin - Kontrolsüz (HİTİT BİLGİSAYAR HİZMETLERİ A.Ş.)	1,153.39 L	7%*	0.00231487 tCO <sub>2</sub> e/L	7%*	2.66994324	9.89949494%	26.43108963	698.60249903
1.4 Fugitive Emissions	R-410A	4.500038 kg	7%*	2.2555 tCO <sub>2</sub> e/kg	7%*	10.14983571	9.89949494%	100.47824721	10,095.87816239
	R-407C	0.022 kg	7%*	1.90793 tCO <sub>2</sub> e/kg	7%*	0.04197446	9.89949494%	0.41552595	0.17266182
	Carbon dioxide	0.2 kg	7%*	0.001 tCO <sub>2</sub> e/kg	7%*	0.0002	9.89949494%	0.0019799	0.00000392

**SCOPE 2**

Sub-Category	Emission Source	Activity Data	Activity Data Uncertainty	EF	EF Uncertainty	tCO <sub>2</sub> e	Calculated Emission Uncertainty	Variable 1	Variable 2
2.1 Electricity	Electricity generated	19,845.95 kWh	7%*	0.000439 tCO <sub>2</sub> e/kWh	7%*	8.71237205	9.89949494%	86.24808299	7,438.73181945
	Electricity generated - electricity_generation	92,012.14954909 kWh	7%*	0.000439 tCO <sub>2</sub> e/kWh	7%*	40.39333365	9.89949494%	399.87360196	159,898.89754446
2.2 Steam, Heat and Cooling	Teknokent Ofis (doğalgaz) (HİTİT BİLGİSAYAR HİZMETLERİ A.Ş.)	123,762.77 kWh	7%*	0.00020216 tCO <sub>2</sub> e/kWh	7%*	25.01975782	9.89949494%	247.68296586	61,346.85157721
	Teknokent Ofis (Jeneratör) (HİTİT BİLGİSAYAR HİZMETLERİ A.Ş.)	2,046.6 kWh	7%*	0.00026765 tCO <sub>2</sub> e/kWh	7%*	0.54777454	9.89949494%	5.42269125	29.40558039

**SCOPE 3**

Sub-Category	Emission Source	Activity Data	Activity Data Uncertainty	EF	EF Uncertainty	tCO <sub>2</sub> e	Calculated Emission Uncertainty	Variable 1	Variable 2
3.1 Purchased Goods and Services	Bulut Hizmeti - Belçika Google (HİTİT BİLGİSAYAR HİZMETLERİ A.Ş.)	72,083.83 kWh	7%*	0.000167 tCO <sub>2</sub> e/kWh	7%*	12.03799961	9.89949494%	119.17011619	14,201.51659274
	Veri Merkezi Hizmeti (HİTİT BİLGİSAYAR HİZMETLERİ A.Ş.)	372,898.8 kWh	7%*	0.000439 tCO <sub>2</sub> e/kWh	7%*	163.7025732	9.89949494%	1,620.5727945	2,626,256.18227354
	Bulut Hizmeti - Almanya IBM (HİTİT BİLGİSAYAR HİZMETLERİ A.Ş.)	76,942.547 kWh	7%*	0.000314 tCO <sub>2</sub> e/kWh	7%*	24.15995976	9.89949494%	239.17139929	57,202.95823834
	Ofis Satın Alımları (HİTİT BİLGİSAYAR HİZMETLERİ A.Ş.)	3,949.14118115 USD	7%*	0.0000342 tCO <sub>2</sub> e/USD	7%*	0.13506495	9.89949494%	1.3370748	1.78776902
	Ofis Satın Alımları (kağıt) (HİTİT BİLGİSAYAR HİZMETLERİ A.Ş.)	451.71281965 USD	7%*	0.00039455 tCO <sub>2</sub> e/USD	7%*	0.17822446	9.89949494%	1.76433217	3.11286801
	Water supply	2,041.6731576 m <sup>3</sup>	7%*	0.00017668 tCO <sub>2</sub> e/m <sup>3</sup>	7%*	0.3607321	9.89949494%	3.57106556	12.75250923
3.2 Capital Goods	Electrical items - IT Primary material production	322.31 kg	7%*	0.02486548 tCO <sub>2</sub> e/kg	7%*	8.01439143	9.89949494%	79.33842737	6,294.58605754
3.3 Fuel and Energy Related Activities	Elektrik T&D (HİTİT BİLGİSAYAR HİZMETLERİ A.Ş.)	111,858.1 kWh	7%*	0.0000557 tCO <sub>2</sub> e/kWh	7%*	6.2309436	9.89949494%	61.68319464	3,804.816501
	WTT - Elektrik Üretim (HİTİT BİLGİSAYAR HİZMETLERİ A.Ş.)	111,858.1 kWh	7%*	0.00000397 tCO <sub>2</sub> e/kWh	7%*	0.44407666	9.89949494%	4.39613462	19.3259996
	WTT Elektrik Üretim (HİTİT BİLGİSAYAR HİZMETLERİ A.Ş.)	111,858.1 kWh	7%*	0.0000459 tCO <sub>2</sub> e/kWh	7%*	5.13428679	9.89949494%	50.82684608	2,583.36828244
	WTT - Liquid fuels Petrol (average biofuel blend)	1,153.39 L	7%*	0.00058094 tCO <sub>2</sub> e/L	7%*	0.67005039	9.89949494%	6.63316041	43.99881702
	WTT - Liquid fuels Diesel (average biofuel blend)	206.44 L	7%*	0.00061101 tCO <sub>2</sub> e/L	7%*	0.1261369	9.89949494%	1.24869165	1.55923084
	WTT - Gaseous fuels Natural gas	14,318.37 m <sup>3</sup>	7%*	0.0003366 tCO <sub>2</sub> e/m <sup>3</sup>	7%*	4.81956334	9.89949494%	47.7112429	2,276.36269906
3.4 Upstream Transportation and Distribution	Road Freight Vans Average (up to 3.5 tonnes) Unknown	292.3194314 tonne.km	7%*	0.00060635 tCO <sub>2</sub> e/tonne.km	7%*	0.17724789	9.89949494%	1.75466456	3.07884772

Sub-Category	Emission Source	Activity Data	Activity Data Uncertainty	EF	EF Uncertainty	tCO <sub>2</sub> e	Calculated Emission Uncertainty	Variable 1	Variable 2
3.5 Waste Generated in Operations	Paper Paper and board: mixed Closed-loop	1,954.6 kg	7%*	0.00002128 tCO <sub>2</sub> e/kg	7%*	0.04159547	9.89949494%	0.4117741	0.16955791
	Electrical items Batteries Open-loop	224.67 kg	7%*	0.00002128 tCO <sub>2</sub> e/kg	7%*	0.00478116	9.89949494%	0.04733106	0.00224023
	Plastic Plastics: average plastics Closed-loop	89.87 kg	7%*	0.00002128 tCO <sub>2</sub> e/kg	7%*	0.00191251	9.89949494%	0.01893284	0.00035845
	Water treatment	1,837.50984184 m3	7%*	0.00020132 tCO <sub>2</sub> e/m3	7%*	0.36992434	9.89949494%	3.66206415	13.41071384
3.6 Business Travel	Air Travel International, to/from non-UK Economy class With RF	1,595,494.66242054 passenger.km	7%*	0.00010916 tCO <sub>2</sub> e/passenger.km	7%*	174.16419735	9.89949494%	1,724.1375898	2,972,650.42856135
	Air Travel International, to/from non-UK Business class With RF	402,300.77839109 passenger.km	7%*	0.00031656 tCO <sub>2</sub> e/passenger.km	7%*	127.35233441	9.89949494%	1,260.72378963	1,589,424.47373903
3.7 Employee Commuting	Homeworking (office equipment + heating)	621,975.86 per FTE Working Hour	7%*	0.00033378 tCO <sub>2</sub> e/per FTE Working Hour	7%*	207.60310255	9.89949494%	2,055.16586253	4,223,706.72250868
	Personnel Services	19,396 km	7%*	0.000209 tCO <sub>2</sub> e/km	7%*	4.053764	9.89949494%	40.13021619	1,610.43425146
3.9 Downstream Transportation and Distribution	Road Freight Vans Average (up to 3.5 tonnes) Unknown	23.599056 tonne.km	7%*	0.00057514 tCO <sub>2</sub> e/tonne.km	7%*	0.01357275	9.89949494%	0.13436342	0.01805353
3.11 Use of Sold Products	Electricity Generation - energy_generation	216,000 kWh	7%*	0.000439 tCO <sub>2</sub> e/kWh	7%*	94.824	9.89949494%	938.70970787	881,175.91564938



## 10. EMISSION FACTORS TABLE

SCOPE	Sub-Category	Emission Source	EF Reference	EF Year	Tier Quality	AR	Input Unit	EF CO <sub>2</sub> (kgCO <sub>2</sub> / Input Unit)	EF CH <sub>4</sub> (kgCH <sub>4</sub> / Input Unit)	EF N <sub>2</sub> O (kgN <sub>2</sub> O / Input Unit)	EF CO <sub>2</sub> e (kgCO <sub>2</sub> e / Input Unit)
SCOPE 1	1.1 Stationary Combustion	Doğal Gaz (HİTİT BİLGİSAYAR HİZMETLERİ A.Ş.)	IPCC	2006	Tier 1	AR6	m3	0	0	0	1.93836519
	1.2 Mobile Combustion	Benzin - Kontrolsüz (HİTİT BİLGİSAYAR HİZMETLERİ A.Ş.)	IPCC	2006	Tier 1	AR6	L	0	0	0	2.31486596
	1.4 Fugitive Emissions	R-410A	IPCC	2006	Tier 1	AR6	kg	0	0	0	2,255.5
		R-407C	IPCC	2006	Tier 1	AR6	kg	0	0	0	1,907.93
		Carbon dioxide	Defra	2021	Tier 1	AR4	kg	0	0	0	1
SCOPE 2	2.1 Electricity	Electricity generated	Türkiye Ulusal Envanter	2021	Tier 1	AR5	kWh	0	0	0	0.439
		Electricity generated - electricity_generation	Türkiye Ulusal Envanter	2021	Tier 2	AR6	kWh	0	0	0	0.439
	2.2 Steam, Heat and Cooling	Teknokent Ofis (doğalgaz) (HİTİT BİLGİSAYAR HİZMETLERİ A.Ş.)	Firma'ya Özel	2022	Tier 1	AR6	kWh	0	0	0	0.202159
		Teknokent Ofis (Jeneratör) (HİTİT BİLGİSAYAR HİZMETLERİ A.Ş.)	Firma'ya Özel	2022	Tier 1	AR6	kWh	0	0	0	0.267651
SCOPE 3	3.1 Purchased Goods and Services	Bulut Hizmeti - Belçika Google (HİTİT BİLGİSAYAR HİZMETLERİ A.Ş.)	EEA	2020	Tier 1	AR5	kWh	0	0	0	0.167
		Veri Merkezi Hizmeti (HİTİT BİLGİSAYAR HİZMETLERİ A.Ş.)	Türkiye National Inventory	2021	Tier 2	AR5	kWh	0	0	0	0.439
		Bulut Hizmeti - Almanya IBM (HİTİT BİLGİSAYAR HİZMETLERİ A.Ş.)	EEA	2020	Tier 1	AR5	kWh	0	0	0	0.314
		Ofis Satın Alımları (HİTİT BİLGİSAYAR HİZMETLERİ A.Ş.)	EPA	2022	Tier 1	AR5	USD	0	0	0	0.03420109

SCOPE	Sub-Category	Emission Source	EF Reference	EF Year	Tier Quality	AR	Input Unit	EF CO <sub>2</sub> (kgCO <sub>2</sub> / Input Unit)	EF CH <sub>4</sub> (kgCH <sub>4</sub> / Input Unit)	EF N <sub>2</sub> O (kgN <sub>2</sub> O / Input Unit)	EF CO <sub>2</sub> e (kgCO <sub>2</sub> e / Input Unit)
		Ofis Satın Alımları (kağıt) (HİTİT BİLGİSAYAR HİZMETLERİ A.Ş.)	EPA	2022	Tier 1	AR5	USD	0	0	0	0.39455259
		Water supply	Defra	2023	Tier 1	AR5	m3	0	0	0	0.17668455
	3.2 Capital Goods	Electrical items - IT Primary material production	Defra	2023	Tier 1	AR5	kg	0	0	0	24.86547556
	3.3 Fuel and Energy Related Activities	WTT - Gaseous fuels Natural gas	Defra	2023	Tier 1	AR5	m3	0	0	0	0.3366
		Elektrik T&D (HİTİT BİLGİSAYAR HİZMETLERİ A.Ş.)	EPDK 2022	2022	Tier 1	AR5	kWh	0	0	0	0.055704
		WTT - Elektrik Üretim (HİTİT BİLGİSAYAR HİZMETLERİ A.Ş.)	Defra	2023	Tier 2	AR5	kWh	0	0	0	0.00397
		WTT - Liquid fuels Petrol (average biofuel blend)	Defra	2023	Tier 1	AR5	L	0	0	0	0.58094
		WTT Elektrik Üretim (HİTİT BİLGİSAYAR HİZMETLERİ A.Ş.)	Defra	2023	Tier 2	AR5	kWh	0	0	0	0.0459
		WTT - Liquid fuels Diesel (average biofuel blend)	Defra	2023	Tier 1	AR5	L	0	0	0	0.61101
	3.4 Upstream Transportation and Distribution	Road Freight Vans Average (up to 3.5 tonnes) Unknown	Defra	2021	Tier 1	AR5	tonne.km	0.60177	0.00003	0.00455	0.60635
	3.5 Waste Generated in Operations	Paper Paper and board: mixed Closed-loop	Defra	2023	Tier 1	AR5	kg	0	0	0	0.02128081
		Electrical items Batteries Open-loop	Defra	2023	Tier 1	AR5	kg	0	0	0	0.02128081
		Water treatment	Defra	2023	Tier 1	AR5	m3	0	0	0	0.20131829
		Plastic Plastics: average plastics Closed-loop	Defra	2023	Tier 1	AR5	kg	0	0	0	0.02128081
	3.6 Business Travel	Air Travel International, to/from non-UK Economy class With RF	Defra	2025	Tier 1	AR5	passenger.km	0	0	0	0.10916
		Air Travel International, to/from non-UK Business	Defra	2025	Tier 1	AR5	passenger.km	0	0	0	0.31656

SCOPE	Sub-Category	Emission Source	EF Reference	EF Year	Tier Quality	AR	Input Unit	EF CO <sub>2</sub> (kgCO <sub>2</sub> / Input Unit)	EF CH <sub>4</sub> (kgCH <sub>4</sub> / Input Unit)	EF N <sub>2</sub> O (kgN <sub>2</sub> O / Input Unit)	EF CO <sub>2</sub> e (kgCO <sub>2</sub> e / Input Unit)
		class With RF									
	3.7 Employee Commuting	Homeworking (office equipment + heating)	Defra	2025	Tier 1	AR5	per FTE Working Hour	0	0	0	0.33378
		Personnel Services	IVECO ICCT	2019	Tier 1	AR5	km	0	0	0	0.209
	3.9 Downstream Transportation and Distribution	Road Freight Vans Average (up to 3.5 tonnes) Unknown	Defra	2023	Tier 1	AR5	tonne.km	0	0	0	0.57513974
	3.11 Use of Sold Products	Electricity Generation - energy_generation	Türkiye National Inventory	2021	Tier 2	AR6	kWh	0	0	0	0.439



## ANNEX-1: EMISSION CALCULATION AND UNCERTAINTY ASSESSMENT METHODOLOGY

### 11.1 EMISSION CALCULATION METHODOLOGY

Emission calculations on the Carbondeck platform are performed in line with GHG Protocol and IPCC methodologies.

#### Process sequence:

Emission factor transformation → Derivation of a CO<sub>2</sub>e-based emission factor → Unit conversions → Multiplication by activity data → Final emission value

#### Emission Factor Transformations

In Carbondeck, emission factors for each greenhouse gas (CO<sub>2</sub>, CH<sub>4</sub>, N<sub>2</sub>O) are defined separately.

During calculation, the selected Global Warming Potential (GWP) values are applied to convert these gases to CO<sub>2</sub> equivalents.

Thus, for each dataset, the three gases are aggregated into a single CO<sub>2</sub>e-based emission factor.

$$EF_{CO_2e} = (EF_{CO_2} \times GWP_{CO_2}) + (EF_{CH_4} \times GWP_{CH_4}) + (EF_{N_2O} \times GWP_{N_2O})$$

This operation is automated according to the selected IPCC assessment report (AR4, AR5, or AR6).

If emission factors are already provided directly as CO<sub>2</sub>e (i.e., without gas breakdown), no GWP conversion is applied.

#### Emission Calculation with Activity Data

For each gas, emissions are computed by multiplying the gas-specific emission factor by its own GWP and the activity data (AD).

Total CO<sub>2</sub>e is the sum of the three components:

$$E_{Total\ tCO_2e} = AD \times (EF_{CO_2} \times GWP_{CO_2}) + AD \times (EF_{CH_4} \times GWP_{CH_4}) + AD \times (EF_{N_2O} \times GWP_{N_2O})$$

If separate emission factors by gas are not available, the system calculates using a single CO<sub>2</sub>e-based emission factor:

$$E_{Total}(tCO_2e) = AD \times EF_{CO_2e}$$

In this case, since there is no gas breakdown, no GWP conversion is applied.

### GWP Values Used (IPCC Reference)

Assessment Report	GWP (CO <sub>2</sub> )	GWP (CH <sub>4</sub> )	GWP (N <sub>2</sub> O)
AR4 (2007)	1	25	298
AR5 (2013)	1	28	265
AR6 (2021)	1	27.9	273

### Unit Conversions for Emission Factors (Use of Calorific Value and Density)

In Carbondeck, **unit conversions are performed on emission factors (EF), not on activity data.**

For certain conversions (e.g., TJ → m<sup>3</sup>), Calorific Value (CV) and **Density** are used.

The aim is to obtain an emission factor in the unit chosen by the user (e.g. tCO<sub>2</sub>e/TJ, tCO<sub>2</sub>e/m<sup>3</sup>, tCO<sub>2</sub>e/kg).

Two main scenarios:

#### A. TJ/Gg-Based Conversion (Energy-Based)

Applied when the emission factor is given in **TJ** and CV is provided as **TJ/Gg**.

$$EF(kg_{CO_2e}/kg) = EF(kg_{CO_2e}/TJ) \times CV(TJ/Gg) \times 10^{-6}$$

$$EF(kg_{CO_2e}/m^3) = EF(kg_{CO_2e}/kg) \times Density(kg/m^3)$$

**EF(TJ):** Energy-based emission factor

**CV(TJ/Gg):** Calorific value

10<sup>-6</sup> coefficient provides the Gg → kg conversion.

#### B. kcal/m<sup>3</sup>-Based Conversion (Volume-Based)

Applied when the emission factor is given in TJ and CV is provided as kcal/m<sup>3</sup>.

First, kcal/m<sup>3</sup> value is converted to a TJ basis.

$$EF(kg_{CO_2e}/m^3) = EF(kg_{CO_2e}/TJ) \times CV(kcal/m^3) \times 4.184 \times 10^{-6}$$

$$EF(kg_{CO_2e}/kg) = EF(m^3)/Density(kg/m^3)$$

1 kcal = 4.184 × 10<sup>-6</sup> MJ = 4.184 × 10<sup>-9</sup> TJ.

This converts kcal/m<sup>3</sup> values to a TJ basis.

### Biogenic Emission Calculation Methodology

Greenhouse gas emissions from biogenic sources (e.g. biomass, biofuels, biogas, organic waste) are considered as **biogenic (CO<sub>2</sub>)** and **non-biogenic (CH<sub>4</sub>, N<sub>2</sub>O)** components.

Per GHG Protocol and IPCC, **biogenic CO<sub>2</sub>** is treated as part of the natural carbon cycle and is **excluded from total CO<sub>2</sub>e**. Biogenic CO<sub>2</sub> is reported as **Information Only**, while CH<sub>4</sub> and N<sub>2</sub>O are included in the total CO<sub>2</sub>e.

$$ECO_2(bio) = AD \times EF_{CO_2(bio)}$$

$$ECH_4(bio) = AD \times EF_{CH_4(bio)}$$

$$EN_2O(bio) = AD \times EF_{N_2O(bio)}$$

$$ECO_2e(bio) = (EF_{CH_4(bio)} \times GWP_{CH_4} \times AD) + (EF_{N_2O(bio)} \times GWP_{N_2O} \times AD)$$

## 11.2 UNCERTAINTY CALCULATION METHODOLOGY

Uncertainty calculations are based on the **GHG Protocol Corporate Standard** and **ISO 14064-1:2018**. This method is applied to determine uncertainty for emission sources calculated via **indirect measurement**.

Uncertainty is computed by combining relative uncertainties for **Activity Data (AD)** and **Emission Factor (EF)**.

All calculations follow the GHG Protocol **Uncertainty Calculation Tool** methodology.

### Single-Source Calculation

For each emission source, the combined uncertainty ( $U_{combined}$ ) is calculated, then auxiliary variables ( $Variable_1$  and  $Variable_2$ ) are derived.

$$E = AD \times EF$$

$$U_{combined} = \sqrt{(U_{AD}^2 + U_{EF}^2)}$$

$$Variable_1 = E \times U_{combined}$$

$$Variable_2 = (Variable_1)^2$$

### Cumulative Uncertainty Calculation

The system-wide cumulative uncertainty is calculated as:

$$U_{total} = \frac{\sqrt{\sum Variable_2}}{\sum E}$$

The result represents the relative uncertainty of the system and is reported as a percentage:

$$U_{total}(\%) = U_{total} \times 100$$

### Uncertainty Levels

Uncertainty level indicates data reliability according to the total uncertainty ratio.

In line with GHG Protocol and IPCC 1996/2006 Guidelines, a typical reference for industrial processes is **~10%**.

Cumulative Uncertainty	Level	Description
≤ 10%	Good (Reliable)	High data reliability; uncertainty is acceptable.
> 10% – ≤ 13%	Moderate (Fair)	Medium uncertainty; improvements recommended.
> 13%	Low (Poor)	High uncertainty; methodology strengthening required.

### 11.3 UNIT CONVERSIONS

This table lists the core unit conversion factors used on the Carbondeck platform. All calculations use **main units**; user-provided inputs are converted via the factors below.

For energy, **NCV (Net Calorific Value)** and **Density** re applied where relevant. (See: *Unit Conversions for Emission Factors (Use of Calorific Value and Density)*)

#### Unit Conversion Table

Category	Source Unit	Target Unit	Conversion Factor	Equation
Distance	m	km	0.001	1 m = 0.001 km
	nmi	km	1.852	1 nmi = 1.852 km
	mi	km	1.609344	1 mi = 1.609344 km
	in	km	0.0000254	1 in = 0.0000254 km
	ft	km	0.0003048	1 ft = 0.0003048 km
	yd	km	0.0009144	1 yd = 0.0009144 km
Energy	J	kWh	0.0000002778	1 J = 2.778 × 10 <sup>-7</sup> kWh
	kJ	kWh	0.000278	1 kJ = 0.000278 kWh
	MJ	kWh	0.277777778	1 MJ = 0.277777778 kWh
	GJ	kWh	277.7777778	1 GJ = 277.7777778 kWh
	TJ	kWh	277,777.7778	1 TJ = 277,777.7778 kWh
	mmBtu	kWh	293.07107	1 mmBtu = 293.07107 kWh
	Btu	kWh	0.000293071	1 Btu = 0.000293071 kWh
	cal	kWh	0.00000116222	1 cal = 1.16222 × 10 <sup>-6</sup> kWh
	kcal	kWh	0.00116222	1 kcal = 0.00116222 kWh
	thm	kWh	29.30710702	1 thm = 29.30710702 kWh
	MWh	kWh	1000	1 MWh = 1000 kWh
Freight	ton-mile	tonne-km	1.609344	1 ton-mile = 1.609344 tonne-km
Travel	passenger-mile	passenger-km	1.609344	1 passenger-mile = 1.609344 passenger-km
Vehicle	vehicle-mile	vehicle*km	1.609344	1 vehicle-mile = 1.609344 vehicle-km
Volume	m <sup>3</sup>	L	1,000	1 m <sup>3</sup> = 1,000 L
	million L	L	1,000,000	1 million L = 1,000,000 L

Category	Source Unit	Target Unit	Conversion Factor	Equation
	gallon	L	3.78541178	1 gallon = 3.78541178 L
	scf	L	28.31684659	1 scf = 28.31684659 L
	bbl	L	158.987	1 bbl = 158.987 L
Weight	lb	kg	0.45359237	1 lb = 0.45359237 kg
	t	kg	1,000	1 t = 1,000 kg
	g	kg	0.001	1 g = 0.001 kg
	mg	kg	0.000001	1 mg = 0.000001 kg
	short ton	kg	907.18474	1 short ton = 907.18474 kg
	oz	kg	0.028349523	1 oz = 0.028349523 kg
	st (stone)	kg	6.35029318	1 st = 6.35029318 kg

## References

1. **GHG Protocol. (n.d.)**. Corporate Standard. Greenhouse Gas Protocol.
2. **GHG Protocol. (n.d.)**. Scope 2 Guidance. Greenhouse Gas Protocol.
3. **GHG Protocol. (n.d.)**. Scope 3 Calculation Guidance. Greenhouse Gas Protocol.
4. **British Standards Institution (BS), European Committee for Standardization (EN), International Organization for Standardization (ISO) (14064-1:2018)**. Greenhouse gases - Part 1: Specification with guidance at the organization level for quantification and reporting of greenhouse gas emissions and removals.
5. **IPCC. (2006)**. IPCC Guidelines for National Greenhouse Gas Inventories Volume 2 Chapter 3.
6. **IPCC. (2006)**. IPCC Guidelines for National Greenhouse Gas Inventories Volume 2 Chapter 1.
7. **IPCC. (2006)**. IPCC Guidelines for National Greenhouse Gas Inventories Volume 2 Chapter 2.
8. **IPCC. (2006)**. IPCC Guidelines for National Greenhouse Gas Inventories Volume 3 Chapter 7.
9. **IPCC/TEAP. (n.d.)**. Special Report: Safeguarding the Ozone Layer and the Global Climate System, Volume 9, Fire Protection.
10. **IPCC. (n.d.)**. Good Practice Guidance and Uncertainty Management in National Greenhouse Gas Inventories.
11. **IPCC. (2021)**. Climate Change 2021: The Physical Science Basis. Contribution of Working Group I to the Sixth Assessment Report of the Intergovernmental Panel on Climate Change.
12. **UK Government. (n.d.)**. Government conversion factors for company reporting.
13. **EPA. (n.d.)**. GHG Emission Factors Hub. United States Environmental Protection Agency.
14. **European Environment Agency. (n.d.)**. Emission Factor Database (EFDB).
15. **EXIOBASE. (n.d.)**. EXIOBASE: A detailed multi-regional environmentally extended supply and use table.
16. **Türkiye Cumhuriyeti Enerji ve Tabii Kaynaklar Bakanlığı. (n.d.)**. Elektrik Üretim Tüketim Emisyon Faktörleri.